

FALL RIVER COUNTY MINUTES OF MARCH 5, 2019

The Fall River Board of County Commissioners met in regular session on March 5, 2019. Present: Joe Allen, Joe Falkenburg, Paul Nabholz, Deb Russell and Sue Ganje, Auditor. Ann Abbott was absent.

The Pledge of Allegiance was given and the meeting called to order at 9:00 a.m.

The agenda was reviewed for conflicts; none were noted. ALL MOTIONS RECORDED IN THESE MINUTES WERE PASSED BY UNANIMOUS VOTE, UNLESS OTHERWISE STATED.

Motion made by Nabholz, seconded by Allen, to approve the agenda as written.

Motion made by Russell, seconded by Nabholz, to approve the minutes of February 19, 2019.

Motion made by Russell, seconded by Allen, to approve indigent burial CP 2019-4 and CP 2019-5, for \$1,900.00 each.

Motion made by Allen, seconded by Russell, to deny CP 2019-6, as the applicant was over the poverty income guidelines.

Motion made by Nabholz, seconded by Russell, to approve the pay raise for Aaron Eberle to \$13.81 per hour, effective February 6, 2019, as per union contract.

Motion made by Russell, seconded by Allen, to set a hearing for a liquor license transfer from Stateline Casino Inc. to All 5 Gears on March 19, 2019 at 9:35 a.m.

John McBride, Andersen Engineers, met with the board. Motion made by Allen, seconded by Nabholz to approve the following resolution:

FALL RIVER COUNTY RESOLUTION #2019-7

A plat of Tract Rathbun North, Tract Rathbun South and Tract Rathbun East, Located in the SE1/4NW1/4 and NE1/4SW1/4 of Section 26, T7S, R5E, BHM, Fall River County, South Dakota

Containing all of Tract Rathbun (Less Lot 1 of Moller Subdivision, Less Tract M, Less Tract A and Tract Shop of Smith Subdivision)

WHEREAS, there has been presented to the County Commissioners of Fall River County, South Dakota, the within plat of the above described lands, and it appearing to this Board that the system of streets conforms to the system of streets of existing plats and section lines of the county; adequate provision is made for access to adjacent unplatted lands by public dedication or section line when physically accessible; all provisions of the county subdivision regulations have been complied with; all taxes and special assessments upon the property have been fully paid; and the plat and survey have been lawfully executed; now and therefore,

BE IT RESOLVED that said plat is hereby approved in all respects.

Dated this 5th day of March, 2019.

ATTEST:

/s/Sue Ganje

Fall River County Auditor

/s/Joe Falkenburg

Fall River County Board of Commissioners

Motion made by Russell, seconded by Allen, to approve the following resolution:

FALL RIVER COUNTY RESOLUTION #2019-8

A plat of Wilderness Tract of Country View Subdivision, Located in the NE1/4 of Section 34, T7S, R5E, BHM, Fall River County, South Dakota

WHEREAS, there has been presented to the County Commissioners of Fall River County, South Dakota, the within plat of the above described lands, and it appearing to this Board that the system of streets conforms to the system of streets of existing plats and section lines of the county; adequate provision is made for access to adjacent unplatted lands by public dedication or section line when physically accessible; all provisions of the county subdivision regulations have been complied with; all taxes and special assessments upon the property have been fully paid; and the plat and survey have been lawfully executed; now and therefore,

BE IT RESOLVED that said plat is hereby approved in all respects.

Dated this 5th day of March, 2019.

ATTEST:

/s/Sue Ganje

Fall River County Auditor

/s/Joe Falkenburg

Fall River County Board of Commissioners

Motion made by Russell, seconded by Allen, to approve the following resolution:

FALL RIVER COUNTY RESOLUTION #2019-9

A plat of Lot 46R and Lot 48R of Cobblestone Mountain Estates Subdivision, Located in the SE1/4SE1/4 of Section 2 & SW1/4SW1/4 of Section 1, T7S, R5E, BHM, Fall River County, South Dakota

Containing Lot 46 and Lot 48

WHEREAS, there has been presented to the County Commissioners of Fall River County, South Dakota, the within plat of the above described lands, and it appearing to this Board that the system of streets conforms to the system of streets of existing plats and section lines of the county; adequate provision is made for access to adjacent unplatted lands by public dedication or section line when physically accessible; all provisions of the county subdivision regulations have been complied with; all taxes and special assessments upon the property have been fully paid; and the plat and survey have been lawfully executed; now and therefore,

BE IT RESOLVED that said plat is hereby approved in all respects.

Dated this 5th day of March, 2019.

ATTEST:
/s/Sue Ganje
Fall River County Auditor

/s/Joe Falkenburg
Fall River County Board of Commissioners

Abbott entered the meeting at 9:09 a.m.

Frank Maynard, Emergency Management, met with the board. A follow-up and discussion was held on the Code Red notification system. The system will upload existing landline numbers, and promotional information will be provided on how individuals can enter their cell phones numbers for notifications. This system will be used mainly for emergency notifications. Motion made by Russell, seconded by Abbott, to approve the Code Red Notification System for an annual fee of \$2,800.00.

Motion made by Russell, seconded by Nabholz, to approve the South Annex Rental Agreement for government and non-profit organizations, which does not include a deposit.

Motion made by Allen, seconded by Abbott, to approve the Performance Contract between Fall River County and Black Hills Council of Local Governments for the Fall River County Hazard Mitigation Plan Update, and authorize the chairman to sign.

Maynard advised the board that he has acquired 4 automated external defibrillators from Federal Surplus, and presented a list of items that were applied for through the 2019 Homeland Security Grant. Maynard also reported on fires and incidents.

Bob Evans, Sheriff, met with the board. Motion made by Nabholz, seconded by Russell, to approve hiring David Weishaupl, jailer, \$12.50 per hour, effective March 11, 2019, as per union contract.

Evans advised the board of issues with the lodging and meal reimbursement policies for the Sheriff's Department when doing transports. Evans also advised the board that they still need to fill more positions in dispatch, and noted that there are 11 inmates in the jail, 4 females and 7 males. One inmate is being housed in Pennington County.

Discussion was held on mental health facilities and possible transport to Scottsbluff, NE. A follow-up will be done at the next meeting.

Erin McGlumphy, 4-H and Youth Advisor, met with the board to introduce herself. Discussion was held on how McGlumphy was getting to know the area residents, attending 4-H meetings and her priority will be starting an advisory council.

Nina Steinmetz, Weed Supervisor, met with the board to report on 2018 grant projects, public awareness mailings and gave a yearend report on revenues and expenditures. Steinmetz gave a report on the Annual Conference she and Weed Board member Bob Novotny attended, gave a list of the state and county declared Invasive Noxious Weeds and noted grant opportunities for 2019.

Motion made by Nabholz, seconded by Russell, to authorize use of the state grant in the amount of \$6,200.00 for a 50% reimbursement of submitted invoices, as in 2018, for the prairie dog grant expense reimbursement for landowners.

Motion made by Abbott, seconded by Allen, to increase wages for Ray Palmer and Ken Oechsle by \$.50 per hour more, effective immediately.

Brian Ahrendt, State’s Attorney met with the board. Motion made by Nabholz, seconded by Russell, to approve the purchase of a computer, up to \$750.00.

Motion made by Allen, seconded by Russell, to approve the bills as follows:

GENERAL FUND

FIDELITY SEC. LIFE INS CO	EYE INSURANCE	\$88.23
AMERICAN FAMILY ASSURANCE	AMERICAN FAMILY ASSURANCE	\$596.32
BOB BARKER COMPANY INC	JAIL SUPPLIES	\$2,069.45
BLACK HILLS CHEMICAL	SUPPLY	\$478.01
BRUMBAUGH & QUANDAHL,P.C.	GARNISHMENT	\$36.36
BLACK HILLS ENERGY	UTILITY POWER ELECTRIC	\$3,191.12
BOSTON MUTUAL LIFE INS CO	LIFE INSURANCE	\$32.76
CENTURY BUSINESS LEASING	COPIER LEASE AND USAGE	\$75.04
CLINICAL LABORATORY OF	AUTOPSY	\$343.00
COLLISION FORENSIC SOL	CAAF	\$962.50
DELTA DENTAL PLAN OF SD	DELTA DENTAL	\$2,402.60
EFTPS	PAYROLL TAXES	\$30,466.05
ELECTION SYSTEMS & SOFT	ELECTION SYSTEM MAINTENANCE	\$4,902.00
EXECUTIVE MGMT FINANCE	BIT NETWORK FEES	\$128.75
FAMILY SUPPORT REGISTRY	CHILD SUPPORT	\$272.00
DUDE SOLUTIONS	GIS SUPPORT CONTRACT	\$253.31
FALL RIVER AUTO SUPPLY	AUTO PARTS/REPAIR	\$28.76
FARRELL,FARRELL & GINSBACH	CAAF	\$5,339.52
FR COUNTY TREASURER	FIRST INTERSTATE	\$36.90
GOLDEN WEST TECHNOLOGIES	SERVICE/NETWORK/SERVER	\$4,601.40
HAGGERTY'S MUSICWORKS	VIDEO EQUIPMENT	\$10,961.00
HARMELINK FOX LAW OFFICE	MI	\$229.35
HEAVY HIGHWAY FRINGS	INSURANCE FEES	\$570.00
HOT SPRINGS ACE HARDWARE	SUPPLY	\$249.76
IOWA LABORERS DISTRICT	HEALTH INSURANCE	\$18,650.00
INVENTORY TRADING COMPANY	JAIL SUPPLIES	\$85.00
KATTERHAGEN, MARK	MI	\$15.00
LIUNA LABORERS LOCAL 620	UNION DUES	\$275.00
LEWNO, LUCY	MI	\$165.00
LINCOLN COUNTY TREASURER	MI	\$25.59
LOCKWOOD, DARCY	MI	\$15.00

MCLEODS OFFICE SUPPLY CO.	SUPPLIES	\$300.47
MIDWEST SPECIAL SERVICES	INMATE TRANSPORTATION	\$922.50
MIKELSON LAW OFFICE	MI	\$247.00
MOFFAT COUNTY SHERIFF	TAX DEED SERVED	\$80.00
NATIONWIDE RETIREMENT SOL	NATIONWIDE RETIREMENT	\$29.42
NEW YORK LIFE INSURANCE	NEW YORK LIFE INSURANCE	\$65.00
NEWTON COUNTY SHERIFF	TAX DEED SERVED	\$50.00
NORTON, TINA	CONTRACT NURSE INMATE	\$1,375.00
NOVOTNY, ROBERT	TRAVEL REIMBURSEMENT	\$32.22
CHILD SUPPORT PAYMENT CNT	CHILD SUPPORT	\$1,195.00
O'NEILL, JUSTIN	CAAF	\$463.03
PENN CO STS ATTN OFFICE	MI	\$215.00
QUILL CORPORATION	OFFICE SUPPLIES	\$333.94
RAPID CITY JOURNAL (THE)	ADVERTISING/PROCEEDINGS	\$238.35
ROCKY MT INSTRUMENTAL LAB	BLOOD DRAW	\$80.00
SDSU EXTENSION	4-H ADVISOR SALARY	\$3,653.00
SD RETIREMENT SYSTEM	SDRS CONTRIBUTION	\$16,362.35
SDAAO	ANNUAL ASSESSOR OFFICE	\$350.00
SENECA COUNTY SHERIFF	TAX DEED SERVED	\$17.50
SERVALL	RUG/UNIFORM SERVICE	\$350.92
SHOPKO STORES OPERATING	SUPPLY	\$91.86
SD SUPPLEMENT RETIREMENT	SDRS SUP RETIREMENT	\$1,200.00
SPITZER CONSTRUCTION INC	SNOW REMOVAL CONTRACT	\$3,000.00
SPRINGS SENIOR CITIZENS	SENIOR CENTER BUDGET	\$4,100.00
NORTON, MIKAYLA	BLOOD DRAW	\$225.00
TREASURER - EXPENSES	TREASURER EXPENSE	\$221.58
UNITED WAY BLACK HILLS	UNITED WAY DONATION	\$37.00
VANGUARD APPRAISALS INC	SERVICE FEE	\$1,200.00
VERIZON WIRELESS	CELL PHONE PLAN	\$602.44
WEICHMANN, CYNTHIA	COURT REPORTER	\$209.00
STEINMETZ, NINA	TRAVEL REIMBURSEMENT	\$46.88
COMMISSIONERS	FEBRUARY SALARIES	\$4,100.00
AUDITOR'S OFFICE	FEBRUARY SALARIES	\$13,570.69
AUDITOR'S OFFICE	OVERTIME	\$29.36
TREASURER'S OFFICE	FEBRUARY SALARIES	\$12,577.03
TREASURER'S OFFICE	OVERTIME	\$18.45
STATE'S ATTORNEY'S OFFICE	FEBRUARY SALARIES	\$8,448.80
STATE'S ATTORNEY'S OFFICE	OVERTIME	\$323.08
MAINTENANCE	FEBRUARY SALARIES	\$9,963.46
MAINTENANCE	OVERTIME	\$23.50
ASSESSOR'S OFFICE	FEBRUARY SALARIES	\$13,557.46
ASSESSOR'S OFFICE	OVERTIME	\$199.28
REGISTER OF DEEDS OFFICE	FEBRUARY SALARIES	\$8,965.60
VETERAN'S SERVICE OFFICE	OVERTIME	\$3,426.68

GIS OFFICE	FEBRUARY SALARIES	\$3,373.47
SHERIFF	FEBRUARY SALARIES	\$31,420.54
SHERIFF	OVERTIME	\$1,567.49
JAIL	FEBRUARY SALARIES	\$12,679.57
JAIL	OVERTIME	\$1,788.06
CORONER	FEBRUARY SALARIES	\$300.00
NURSE'S OFFICE	FEBRUARY SALARIES	\$3,584.96
NURSE'S OFFICE	OVERTIME	\$14.63
EXTENSION OFFICE	FEBRUARY SALARIES	\$3,479.45
WEED & PEST OFFICE	FEBRUARY SALARIES	\$3,621.76
	TOTAL FOR GENERAL FUND	\$261,872.56

COUNTY ROAD & BRIDGE

A & B WELDING SUPPLY CO.	WELDING SUPPLIES/LEASE	\$116.82
AIR WORKS	SUPPLY	\$44.00
FIDELITY SEC. LIFE INS CO	EYE INSURANCE	\$48.60
AMERICAN FAMILY ASSURANCE	AMERICAN FAMILY ASSURANCE	\$375.48
BLACK HILLS ENERGY	UTILITY POWER ELECTRIC	\$936.43
BUILDERS FIRST SOURCE	SUPPLY	\$132.05
BUTLER MACHINERY CO	SUPPLIES/REPAIRS	\$671.59
DELTA DENTAL PLAN OF SD	DELTA DENTAL	\$444.95
EDDIE'S TRUCK SALES	REPAIRS/PARTS	\$801.51
EFTPS	PAYROLL TAXES	\$8,605.55
FALL RIVER AUTO SUPPLY	AUTO PARTS/REPAIR	\$23.16
FORWARD DISTRIBUTING	SUPPLIES/PARTS	\$3.75
FALL RIVER COUNTY HERALD	PUBLICATION	\$52.08
GODFREY BRAKE SERVICE	SUPPLY	\$1,640.52
GREAT WESTERN TIRE	SUPPLY	\$2,553.28
HEISINGER, GERARD	CLOTHING ALLOWANCE	\$150.00
HEAVY HIGHWAY FRINGS	INSURANCE FEES	\$150.00
HOT SPRINGS ACE HARDWARE	SUPPLY	\$144.87
HOT SPRINGS AUTOMOTIVE	AUTO SUPPLY PARTS	\$1,085.90
RICOH USA INC	CONTRACT SERVICE	\$75.00
INLAND TRUCK PARTS CO.	PARTS	\$96.90
IOWA LABORERS DISTRICT	HEALTH INSURANCE	\$4,211.00
LIUNA LABORERS LOCAL 620	UNION DUES	\$125.00
MG OIL	INVENTORY/SUPPLY	\$787.50
MCCLUNG, BRUCE	REIMBURSEMENT	\$109.27
NATIONWIDE RETIREMENT SOL	NATIONWIDE RETIREMENT	\$50.00
NELSON'S OIL AND GAS INC	UTILITIES	\$19,240.00
NEWMAND TRAFFIC SIGNS	SIGNAGE	\$139.10
ORMESHER, MARK	CLOTHING ALLOWANCE	\$150.00
RAPID DELIVERY	DELIVERY	\$20.70
SAFETY KLEEN	SUPPLIES	\$660.72
SD RETIREMENT SYSTEM	SDRS CONTRIBUTION	\$4,554.86

SEILER, RANDY	CELLPHONE REIMBURSEMENT	\$75.00
THE LITTLE PRINT SHOP	PRINTING	\$302.16
HIGHWAY DEPARTMENT	FEBRUARY SALARIES	\$37,617.30
HIGHWAY DEPARTMENT	OVERTIME	\$339.89
	TOTAL FOR COUNTY ROAD AND BRIDGE	\$86,534.94
911 SURCHARGE REIMBURSEMENT		
FIDELITY SEC. LIFE INS CO	EYE INSURANCE	\$25.00
CENTURY BUSINESS LEASING	COPIER LEASE AND USAGE	\$37.52
CREDIT COLLECTION BUREAU	COLLECTIONS	\$302.86
DELTA DENTAL PLAN OF SD	DELTA DENTAL	\$405.20
EFTPS	PAYROLL TAXES	\$4,183.50
HEAVY HIGHWAY FRINGS	INSURANCE FEES	\$75.00
IOWA LABORERS DISTRICT	HEALTH INSURANCE	\$1,760.00
LIUNA LABORERS LOCAL 620	UNION DUES	\$25.00
PORTFOLIO RECOVERY ASSOC.	GARNISHMENT	\$207.25
POWERPHONE INC	DISPATCH TRAINING	\$399.00
QUILL CORPORATION	OFFICE SUPPLIES	\$82.99
SD RETIREMENT SYSTEM	SDRS CONTRIBUTION	\$2,130.54
VERIZON WIRELESS	CELL PHONE PLAN	\$44.19
DISPATCH	FEBRUARY SALARIES	\$16,797.91
DISPATCH	OVERTIME	\$956.78
	TOTAL FOR 911 SURCHARGE REIMBURSEMENT	\$27,432.74
EMERGENCY MANAGEMENT		
EFTPS	PAYROLL TAXES	\$1,459.02
NASASP	2019 MEMBERSHIP DUES	\$39.00
SD RETIREMENT SYSTEM	SDRS CONTRIBUTION	\$618.77
SHOPKO STORES OPERATING	SUPPLY	\$6.57
VERIZON WIRELESS	CELL PHONE PLAN	\$91.68
FR EMERGENCY MANAGEMENT	FEBRUARY SALARIES	\$5,743.01
	TOTAL FOR EMERGENCY MANAGEMENT	\$7,958.05
24/7 SOBRIETY FUND		
EFTPS	PAYROLL TAXES	\$256.04
24/7 OFFICE	FEBRUARY SALARIES	\$1,673.75
	TOTAL FOR 24/7 SOBRIETY FUND	\$1,929.79
	TOTAL PAID BETWEEN 2/20/19 AND 3/5/19	\$385,728.10

Break was taken at 10:07 a.m. and the meeting reconvened at 10:15 a.m.

Public comment was heard from Paul Nabholz and Casey Neugebauer. Nabholz reported that Lyle Rudloff would be interested in serving on the land use committee. Neugebauer had concerns about the video recording.

Randy Seiler, Highway Superintendent, met with the board. Motion made by Russell, seconded by Abbott, to approve the February 2019 fuel used or work performed to reimburse the

highway department as follows: Weed & Pest for \$58.91; Sheriff's Department for \$2,067.66; Director of Equalization for \$22.13; Extension for 25.14; and Emergency Management for \$118.07.

Discussion was held on the daylight savings and the highway employees going to four ten-hour days, and overtime at the highway department. Comments were made about the roads being in good condition.

Paul Nabholz, Commissioner, met with the board to discuss the video recording that was shut off during the break, and not turned back on at the last meeting, noting the Chairman or Auditor should turn the recorder on. Lyle Jensen has added a monitor for the commissioners to see that the meeting was being recorded to keep this from happening again.

Nabholz reported that the Scenic Bridge deck had been sealed in 2018, and discussion was held on possibilities of making it better or leaving it as it is.

Discussion was raised on the Chilson Bridge and possible cheaper options that Nabholz has been looking into. Nabholz strongly believes it's a waste of funds to put in another bridge when a cheaper option could be available. Other commissioners believe that going with the bridge is the best option.

Nabholz also updated about that the Custer/Fall River Landfill board has hired Starla Russell to replace Linda Mines as the secretary. Nabholz also stated that they may be able to get a grant for 20% of the cost of a new compactor through the BHCLG.

Susie Hayes, Director of Equalization met with the board. Motion made by Russell, seconded by Allen, to approve travel for Hayes and Caitlyn Turner to attend the South Dakota Association of Assessing Officers Conference in Deadwood, May 21 through May 24, 2019.

Discussion was held on the pay 2020 county property tax valuations and county wide increases, and upcoming possible appeals.

Motion made by Allen, seconded by Abbott, to adjourn at 10:42 a.m.

/s/ Joe Falkenburg
Joe Falkenburg, Chairman
Board of Fall River County Commissioners

ATTEST:

/s/ Sue Ganje
Sue Ganje, Fall River County Auditor

AUDITOR'S ACCOUNT WITH THE COUNTY TREASURER

TO THE HONORABLE BOARD OF COUNTY COMMISSIONERS OF FALL RIVER COUNTY:

I hereby submit the following report of my examination of the cash and cash items in the hands of the County Treasurer of this County on this 28th day of February, 2019.

Total Amt of Deposit in First Interstate Bank: \$333,777.11

Total Amt of Deposit in First National Bank of Lead: \$1,000.00

Total Amount of Cash: \$4,682.43

Total Amount of Treasurer's Change Fund: \$ 900.00

Total Amount of Checks in Treasurer's Possession Not Exceeding Three Days: \$289,689.92

SAVINGS:

First Interstate Bank: \$202,556.12

First National Bank of Lead: \$1,024,505.36

CERTIFICATES OF DEPOSIT:

First Interstate-Hot Springs: \$3,553,492.10

Black Hills Federal Credit Union: \$250,000.00

Bank of the West \$515,962.23

Schwab Treasury \$1,300,000.00

Itemized list of all items, checks and drafts that have been in the Treasurer's possession over three days:

Register of Deeds Change Fund: \$500.00

Highway Petty Cash: \$20.00

Election Petty Cash: \$15.00

RETURNED CHECKS:

Baker, David \$300.00, Lic 09/10/2018

Bayan, Fritchie \$957.52, Lic 08/24/2018

Rieck, Dana \$1,877.78, Lic 11/19/2018

TOTAL \$7,480,235.57

Dated This 28th Day of February, 2019.

Sue Ganje, County Auditor of Fall River County.


County Monies: \$7,058,687.61

Held for other Entities: \$287,853.92

Held in Trust: \$133,694.04

TOTAL: \$7,480,235.57

The Above Balance Reflects County Monies, Monies Held in Trust, and Monies Collected for and to be remitted to Other ENTITIES: SCHOOLS, TOWNS, TOWNSHIPS, FIRE AND AMBULANCE DISTRICTS, AND STATE.



Rx Date/Time MAR-03-2011(THU) 10:26
Mar. 3, 2011 9:27AM Fall River County Highway Dept.

No. 0716 P. 2

FAXED BID:

ACCEPTED

TO: FALL RIVER COUNTY HIGHWAY DEPT.

FAX # 605-745-5912

PHONE # 605-745-5137

DATE: 3-12-19 8000 GAL. GAS
FROM: Nelson's Oil & Gas PHONE: (605) 745-4189

AMOUNT OF BID: \$ 2.086

(THIS BID INCLUDES ALL APPROPRIATE TAXES AND FEES)

Signed By: [Signature]

NOTE: all faxed bids must be received in the Fall River County Highway Dept. office at the above number before the time deadline as stated by the caller for bids

If declining to bid please fax back this form with the words; "Decline todays bid" on the line designated for the Bid Amount.

THANK YOU

Price may change per
delivery date, with storm
unknown delivery

FAXED BID:

TO: FALL RIVER COUNTY HIGHWAY DEPT.

FAX # 745-5912

PHONE # 745-5137

DATE: 3/12/2019

FROM: PJ'S HI-D-WAY (TANNER FUEL) **PHONE:** 890-1010

BID FOR: 8000 GAL E-10 UNLEADED GAS

AMOUNT OF BID: NO BID - NOT PLACING TANKER ORDERS

(THIS BID INCLUDES ALL APPROPRIATE TAXES AND FEES)

Signed By: AS PER BILL TANNER BY PHONE.

km

NOTE: all faxed bids must be received in the Fall River County Highway Dept. office at the above number before 9:00 a.m. to be considered, unless otherwise stated by the caller for bids.

If declining to bid please fax back this form with the words; "**Decline todays bid**" on the line designated for the Bid Amount.

THANK YOU

FAXED BID:

TO: FALL RIVER COUNTY HIGHWAY DEPT.

FAX # 745-5912

PHONE # 745-5137

DATE: 3/12/2019 (605)
FROM: MG OIL PHONE: 341-4550 (MG DISPATCH)
BID FOR: 8000 GAL E-10 UNLEADED
AMOUNT OF BID: NO BID

(THIS BID INCLUDES ALL APPROPRIATE TAXES AND FEES)

Signed By: MG OIL DISPATCH BY EMAIL
_____ Kn

DISPATCH@MG-OIL.COM

NOTE: all faxed bids must be received in the Fall River County Highway Dept. office at the above number before 9:00 a.m. to be considered, unless otherwise stated by the caller for bids.

If declining to bid please fax back this form with the words; **"Decline todays bid"** on the line designated for the Bid Amount.

THANK YOU

2019 APPEAL PROCESS TIME FRAME

- March 1 - assessment notices must be mailed
- March 15 - last day to file for owner-occupied status with Director of Equalization

Local Board of Equalization

- March 14 - last day to mail or file¹ written appeal with clerk of local board
- March 18 - local board begins
- March 22 - local board ends
- March 29 - last day to receive written notice of local board's decision

County Board of Equalization

- April 2 - last day to mail or file¹ written appeal with county auditor
- April 9 - county board begins
- April 30 - county board ends
- May 3 - last day to receive written notice of county board's decision

Consolidated Board of Equalization

- April 2 - last day to mail or file¹ written appeal with county auditor
- April 9 - consolidated board begins
- April 30 - consolidated board ends
- May 3 - last day to receive written notice of consolidated board's decision

Office of Hearing Examiners

- May 17 - last day to mail or file¹ a written appeal with:

Chief Administrative Hearing Officer
523 E. Capitol Ave
Pierre, SD 57501

Circuit Court

Appealing from County Board - you must appeal within 30 days after notice has been served of the decision.

Appealing from Office of Hearing Examiners - you must appeal within 30 days after notice of the decision.

¹ Use of the term "file" means in the hands of the official with whom it is to be filed. Postmarked by deadline is considered timely mailing.

FALL RIVER COUNTY
BALANCE SHEET - MODIFIED CASH BASIS
GOVERNMENTAL FUNDS
December 31, 2018

	General Fund	Road and Bridge Fund	Building Fund	Other Fund	Other Governmental Funds	Total Governmental Funds
ASSETS:						
101 Cash and Cash Equivalents	389,927.44	228,387.99	173,733.31		461,917.25	1,253,965.99
106 Cash with Fiscal Agent					0.00	0.00
151 Investments	2,524,443.34	1,682,962.23	1,402,468.52		0.00	5,609,874.09
107.1 Restricted Cash and Cash Equivalents					0.00	0.00
107.2 Restricted Investments					0.00	0.00
TOTAL ASSETS	2,914,370.78	1,911,350.22	1,576,201.83	0.00	461,917.25	6,863,840.08
FUND BALANCES: (See Note ___)						
273 Nonspendable					0.00	0.00
274 Restricted		1,911,350.22	1,111,565.63		461,917.25	3,484,833.10
275 Committed					0.00	0.00
276 Assigned	1,329,873.00		464,636.20		0.00	1,794,509.20
277 Unassigned	1,584,497.78				0.00	1,584,497.78
TOTAL FUND BALANCES	2,914,370.78	1,911,350.22	1,576,201.83	0.00	461,917.25	6,863,840.08

The notes to the financial statements are an integral part of this statement.

FALL RIVER COUNTY
 STATEMENT OF FIDUCIARY NET POSITION - MODIFIED CASH BASIS
 FIDUCIARY FUNDS
 December 31, 2018

	Private-Purpose Trust Funds	Agency Funds
ASSETS:		
Cash and Cash Equivalents		205,196.12
Investments		
TOTAL ASSETS	0.00	205,196.12
NET POSITION:		
Restricted (by major category)		
Net Position Held in Agency Capacity		205,196.12
TOTAL NET POSITION	0.00	205,196.12

The notes to the financial statements are an integral part of this statement.

FALL RIVER COUNTY
STATEMENT OF REVENUES, EXPENDITURES AND CHANGES IN FUND BALANCES - MODIFIED CASH BASIS
GOVERNMENTAL FUNDS
For the Year Ended December 31, 2018

	General				Other Governmental Funds	Total Governmental Funds
	Fund	Road and Bridge Fund	Building Fund	Fund		
Revenues:						
310 Taxes:						
311 General Property Taxes--Current	2,595,548.91	254,840.64	115,988.07		973.79	2,967,351.41
312 General Property Taxes--Delinquent	56,771.88	5,669.58	2,537.99		1.04	64,980.49
313 Penalties and Interest	13,611.07	1,400.34	608.74		1.72	15,621.87
314 Telephone Tax (Outside)	57.95				0.00	57.95
315 Mobile Home Tax	2,774.09	274.07	123.84		0.00	3,172.00
316 Wheel Tax		108,293.15			0.00	108,293.15
318 Tax Deed Revenue					0.00	0.00
319 Other Taxes					0.00	0.00
Total Taxes	2,668,763.90	370,477.78	119,258.64	0.00	976.55	3,159,476.87
320 Licenses and Permits	12,775.00				1,611.00	14,386.00
330 Intergovernmental Revenue:						
331 Federal Grants	33,343.75	44,141.78			73,516.68	106,860.43
332 Federal Shared Revenue	622,183.47	83,533.59	23,272.60		0.00	44,141.78
333 Federal Payments in Lieu of Taxes	57,869.73	249,003.60			1,528.05	730,517.71
334 State Grants					37,232.90	344,106.23
335 State Shared Revenue:						
335.01 Bank Franchise	9,674.62	945.59	432.31		3.83	11,056.35
335.02 Motor Vehicle Licenses		755,794.83			0.00	755,794.83
335.04 Liquor Tax Reversion (Unincorporated Town)					0.00	0.00
335.05 Lottery Shared Revenue					0.00	0.00
335.06 State Highway Fund (former 10% game)		12,487.59			0.00	12,487.59
335.07 Court Appointed Attorney/Public Defender	9,034.14	4,394.09			0.00	9,034.14
335.08 Energy Minerals Severance Tax		42,386.27			0.00	4,394.09
335.09 Prorate License Fees					0.00	42,386.27
335.10 Abused and Neglected Child Defense		8,671.98			0.00	0.00
335.11 63 3/4% Mobile Home					0.00	8,671.98
335.13 Secondary Road Remittances		192,357.88			0.00	192,357.88
335.14 Telecommunications Gross Receipt Tax	36,682.85				0.00	36,682.85
335.15 Motor Vehicle 1/4%	2,538.45				0.00	2,538.45
335.16 Renewable Facility Tax					0.00	0.00
335.17 Motor Fuel Tax		4,416.91			0.00	4,416.91
335.18 911 Remittances					73,220.98	73,220.98
335.19 Liquor Tax Reversion (25%)	38,706.39				0.00	38,706.39
335.99 Other State Shared Revenue					750.00	750.00
336 State Payments in Lieu of Taxes					0.00	0.00
338 Other Payments in Lieu of Taxes	2,659.88		119.22		0.00	2,779.10

FALL RIVER COUNTY
 STATEMENT OF REVENUES, EXPENDITURES AND CHANGES IN FUND BALANCES - MODIFIED CASH BASIS
 GOVERNMENTAL FUNDS
 For the Year Ended December 31, 2018

	Governmental Funds				Total Governmental Funds
	General Fund	Road and Bridge Fund	Building Fund	Other Governmental Funds	
339 Other Intergovernmental Revenue	812,693.28	1,398,134.11	23,824.13	0.00	1,862,524.44
Total Intergovernmental Revenue					2,420,903.96
340 Charges for Goods and Services:					
341 General Government:					
341.10 Treasurer's Fees	42,680.82			0.00	42,680.82
341.20 Register of Deeds' Fees	106,497.83			9,107.68	115,605.51
341.30 Driver's License Exam				0.00	0.00
341.40 Legal Services	58,381.80			425.00	58,806.80
341.50 Clerk of Courts Fees	7,492.95			0.00	7,492.95
341.90 Other Fees	91,883.58			0.00	91,883.58
342 Public Safety:					
342.10 Law Enforcement	177,608.39			0.00	177,608.39
342.20 Prisoner Care	26,361.93			0.00	26,361.93
342.30 Sobriety Testing				28,013.00	28,013.00
342.90 Other				55,000.00	55,000.00
343 Public Works:					
343.10 Road Maintenance Contract Charges		30,473.52		0.00	30,473.52
343.30 Airport				0.00	0.00
343.90 Other				0.00	0.00
344 Health and Welfare:					
344.10 Economic Assistance:					
344.11 Poor Lien Recoveries	1,330.61			0.00	1,330.61
344.12 Veterans Service Officer	2,812.50			0.00	2,812.50
344.13 Low Income Energy Assistance Program				0.00	0.00
344.14 Food Stamp Administration				0.00	0.00
344.19 Other				0.00	0.00
344.20 Health Assistance:					
344.21 County Nurse				0.00	0.00
344.22 Ambulance				0.00	0.00
344.23 Hospital				0.00	0.00
344.24 Women, Infants and Children	6,564.68			0.00	6,564.68
344.29 Other				0.00	0.00
344.30 Social Services				0.00	0.00
344.40 Mental Health Services				0.00	0.00
345 Culture and Recreation				0.00	0.00
346 Urban and Economic Development				0.00	0.00
348 Conservation of Natural Resources	3,838.48			0.00	3,838.48
349 Other Charges				0.00	0.00
Total Charges for Goods and Services	525,453.57	30,473.52	0.00	0.00	92,545.68
					648,472.77

FALL RIVER COUNTY
 STATEMENT OF REVENUES, EXPENDITURES AND CHANGES IN FUND BALANCES - MODIFIED CASH BASIS
 GOVERNMENTAL FUNDS
 For the Year Ended December 31, 2018

	Governmental Funds				Other Governmental Funds	Total Governmental Funds
	General Fund	Road and Bridge Fund	Building Fund	Fund		
350 Fines and Forfeits:						
351 Fines					0.00	0.00
352 Costs	7,954.48				84.00	8,038.48
353 Forfeits					0.00	0.00
359 Other					0.00	0.00
Total Fines and Forfeits	7,954.48	0.00	0.00	0.00	84.00	8,038.48
360 Miscellaneous Revenue:						
361 Investment Earnings	46,616.53	33,349.72	24,615.20		2,123.90	106,705.35
362 Rent	1,100.00				0.00	1,100.00
363 Special Assessments					0.00	0.00
365 Contributions and Donations	1,500.00				0.00	1,500.00
366 Refund of Prior Year's Expenditures	8,160.00				285.62	8,445.62
369 Other	7,923.81	670.66			0.00	8,594.47
Total Miscellaneous Revenue	65,300.34	34,020.38	24,615.20	0.00	2,409.52	126,345.44
Total Revenues	4,092,940.57	1,833,105.79	167,697.97	0.00	283,879.19	6,377,623.52
Expenditures:						
100 General Government:						
110 Legislative:						
111 Board of County Commissioners	161,259.11				0.00	161,259.11
120 Elections	52,301.93				0.00	52,301.93
130 Judicial System	18,898.76				0.00	18,898.76
140 Financial Administration:						
141 Auditor	210,637.76				0.00	210,637.76
142 Treasurer	200,335.64				0.00	200,335.64
143 Finance Office					0.00	0.00
149 Other					0.00	0.00
150 Legal Services:						
151 State's Attorney	184,117.99				0.00	184,117.99
152 Public Defender					0.00	0.00
153 Court Appointed Attorney	240,053.59				0.00	240,053.59
154 Abused and Neglected Child Defense	34,812.51				0.00	34,812.51
160 Other Administration:						
161 General Government Building	245,145.83		53,077.45		0.00	298,223.28
162 Director of Equalization	220,378.19				0.00	220,378.19
163 Register of Deeds	133,385.79				870.00	134,255.79
164 Judgments					0.00	0.00
165 Veterans Service Officer	48,982.44				0.00	48,982.44

FALL RIVER COUNTY
 STATEMENT OF REVENUES, EXPENDITURES AND CHANGES IN FUND BALANCES - MODIFIED CASH BASIS
 GOVERNMENTAL FUNDS
 For the Year Ended December 31, 2018

	General Fund	Road and Bridge Fund	Building Fund	Fund	Other Governmental Funds	Total Governmental Funds
166	5,513.18				0.00	5,513.18
167					0.00	0.00
168					0.00	0.00
169					0.00	0.00
170	61,733.51				0.00	61,733.51
171	23,488.19				0.00	23,488.19
172					0.00	0.00
	1,841,044.42	0.00	53,077.45	0.00	870.00	1,894,991.87
200						
210						
211	658,515.86				34,719.68	693,235.54
212	618,275.39				0.00	618,275.39
213	21,451.72				0.00	21,451.72
214					0.00	0.00
215	27,030.00				0.00	27,030.00
219	4,931.86				0.00	4,931.86
220						
221					3,327.91	3,327.91
222					121,313.19	121,313.19
223					0.00	0.00
225					331,064.84	331,064.84
229	942.75				0.00	942.75
	1,331,147.58	0.00	0.00	0.00	490,425.62	1,821,573.20
300						
310						
311		2,097,885.60			0.00	2,097,885.60
320					0.00	0.00
321					0.00	0.00
322					0.00	0.00
330					0.00	0.00
331					0.00	0.00
332					0.00	0.00
340					0.00	0.00
390					0.00	0.00
	0.00	2,097,885.60	0.00	0.00	0.00	2,097,885.60

400 Health and Welfare:
 410 Economic Assistance:

FALL RIVER COUNTY
 STATEMENT OF REVENUES, EXPENDITURES AND CHANGES IN FUND BALANCES - MODIFIED CASH BASIS
 GOVERNMENTAL FUNDS
 For the Year Ended December 31, 2018

	General Fund	Road and Bridge Fund	Building Fund	Fund	Other Governmental Funds	Total Governmental Funds
411 Support of Poor	3,302.76				0.00	3,302.76
412 Public Welfare					0.00	0.00
413 Low Income Energy Assistance Program					0.00	0.00
415 Food Stamp Distribution					0.00	0.00
419 Other					0.00	0.00
420 Health Assistance:						
421 County Nurse	56,480.00				0.00	56,480.00
422 Health Services					0.00	0.00
423 Hospital					0.00	0.00
424 Ambulance					0.00	0.00
425 Board of Health					0.00	0.00
426 Women, Infants and Children					0.00	0.00
429 Other					0.00	0.00
430 Social Services:						
431 Day Care Centers					0.00	0.00
432 Child Support Enforcement					0.00	0.00
433 Care of Aged	19,300.00				0.00	19,300.00
434 Domestic Abuse					5,911.00	5,911.00
439 Other	10,000.00				0.00	10,000.00
440 Mental Health Services:						
441 Mentally Ill	39,993.98				0.00	39,993.98
442 Developmentally Disabled					0.00	0.00
443 Drug Abuse	12,000.00				0.00	12,000.00
444 Mental Health Centers	7,500.00				0.00	7,500.00
445 Mental Illness Board	17,972.14				0.00	17,972.14
449 Other	2,500.00				0.00	2,500.00
Total Health and Welfare	169,048.88	0.00	0.00	0.00	5,911.00	174,959.88
500 Culture and Recreation:						
510 Culture:						
511 Public Library	24,000.00				0.00	24,000.00
512 Historical Museum	6,000.00				0.00	6,000.00
513 County Monuments					0.00	0.00
514 Historical Sites					0.00	0.00
515 Memorial Day Expense					0.00	0.00
519 Other	1,000.00				0.00	1,000.00
520 Recreation:						
521 Recreational Programs					0.00	0.00
522 Parks					0.00	0.00
523 Exhibition Building					0.00	0.00

FALL RIVER COUNTY
 STATEMENT OF REVENUES, EXPENDITURES AND CHANGES IN FUND BALANCES - MODIFIED CASH BASIS
 GOVERNMENTAL FUNDS
 For the Year Ended December 31, 2018

	General Fund	Road and Bridge Fund	Building Fund	Fund	Other Governmental Funds	Total Governmental Funds
524	2,900.00				0.00	2,900.00
525	8,600.00				0.00	8,600.00
529	Other				0.00	0.00
	Total Culture and Recreation	0.00	0.00	0.00	0.00	42,500.00
600	Conservation of Natural Resources:					
610	Soil Conservation:					
611	53,981.76				0.00	53,981.76
612	20,000.00				0.00	20,000.00
613					0.00	0.00
614					0.00	0.00
615	198,773.03				0.00	198,773.03
616	Grasshopper and Pest Control				0.00	0.00
619	Other				0.00	0.00
620	Water Conservation:					
621					0.00	0.00
622					0.00	0.00
623					0.00	0.00
624					0.00	0.00
629	Other				0.00	0.00
	Total Conservation of Natural Resources	0.00	0.00	0.00	0.00	272,754.79
700	Urban and Economic Development:					
710	Urban Development:					
711					0.00	0.00
712					0.00	0.00
719	1,000.00				0.00	1,000.00
720	Economic Development:					
721	8,685.00				0.00	8,685.00
729	Other				0.00	0.00
	Total Urban and Economic Development	0.00	0.00	0.00	0.00	9,685.00
750	15,851.53				0.00	15,851.53
800	2,347.07				47.89	2,394.96
850	36,527.55	5,634.73			0.00	42,162.28
890	Capital Outlay				0.00	0.00
	Total Expenditures	3,720,906.82	2,103,520.33	53,077.45	0.00	6,374,759.11
	Excess of Revenues Over (Under) Expenditures	372,033.75	(270,414.54)	114,620.52	0.00	2,864.41
	Other Financing Sources (Uses):					

FALL RIVER COUNTY
 STATEMENT OF REVENUES, EXPENDITURES AND CHANGES IN FUND BALANCES - MODIFIED CASH BASIS
 GOVERNMENTAL FUNDS
 For the Year Ended December 31, 2018

	General Fund	Road and Bridge Fund	Building Fund	Fund	Other Governmental Funds	Total Governmental Funds
371 Transfers In	79,808.17				262,955.00	342,763.17
911 Transfers Out	(262,955.00)	(33,349.72)	(24,615.20)		(21,843.25)	(342,763.17)
372 Long-Term Debt Issued					0.00	0.00
373 Insurance Proceeds	5,618.05				0.00	5,618.05
374 Sale of County Property					0.00	0.00
912 Payments to Refunded Debt Escrow Agent					0.00	0.00
915 Discount on Bonds Issued					0.00	0.00
Total Other Financing Sources (Uses)	(177,528.78)	(33,349.72)	(24,615.20)		241,111.75	5,618.05
(913) 376 Special Items					0.00	0.00
(914) 375 Extraordinary Items					0.00	0.00
Net Change in Fund Balances	194,504.97	(303,764.26)	90,005.32		27,736.43	8,482.46
Fund Balance - Beginning	2,719,865.81	2,215,114.48	1,486,196.51		434,180.82	6,855,357.62
Adjustments:					0.00	0.00
Adjusted Fund Balance - Beginning	2,719,865.81	2,215,114.48	1,486,196.51		434,180.82	6,855,357.62
FUND BALANCE - ENDING	2,914,370.78	1,911,350.22	1,576,201.83		461,917.25	6,863,840.08
	Yes	Yes	Yes	Yes	Yes	Yes

The notes to the financial statements are an integral part of this statement.

SUPPLEMENTARY INFORMATION
 FALL RIVER COUNTY
 BUDGETARY COMPARISON SCHEDULE - MODIFIED CASH BASIS
 GENERAL FUND
 For the Year Ended December 31, 2018

	Budgeted Amounts		Actual Amounts	Variance with Final Budget	
	Original	Final		Positive (Negative)	Final Budget
621 Geological Survey			0.00	0.00	
622 Weather Modification			0.00	0.00	
623 Water Conservation Districts			0.00	0.00	
624 Drainage Commissions			0.00	0.00	
629 Other			0.00	0.00	
Total Conservation of Natural Resources	219,935.00	263,300.72	272,754.79	(9,454.07)	
700 Urban and Economic Development:					
710 Urban Development:					
711 Planning and Zoning			0.00	0.00	
712 Urban and Rural Development			0.00	0.00	
719 Other	1,000.00	1,000.00	1,000.00	0.00	
720 Economic Development:					
721 Tourism, Industrial or Recreational Development	8,685.00	8,685.00	8,685.00	0.00	
729 Other			0.00	0.00	
Total Urban and Economic Development	9,685.00	9,685.00	9,685.00	0.00	
750 Intergovernmental Expenditures			15,851.53	0.00	
800 Debt Service	0.00	15,851.53	2,347.07	(2,347.07)	
850 Payments to Local Education Agencies	0.00	36,527.55	36,527.55	0.00	
890 Capital Outlay			0.00	0.00	
Total Expenditures	3,625,242.00	3,804,147.23	3,720,906.82	83,240.41	
Excess of Revenues Over (Under) Expenditures	331,284.00	228,823.70	372,033.75	143,210.05	
Other Financing Sources (Uses):					
371 Transfers In			79,808.17	79,808.17	
911 Transfers Out	433,343.00	433,343.00	(262,955.00)	(696,298.00)	
372 Long-Term Debt Issued			0.00	0.00	
373 Insurance Proceeds	0.00	5,618.05	5,618.05	0.00	
374 Sale of County Property			0.00	0.00	
912 Payments to Refunded Debt Escrow Agent			0.00	0.00	

SUPPLEMENTARY INFORMATION
 FALL RIVER COUNTY
 BUDGETARY COMPARISON SCHEDULE - MODIFIED CASH BASIS
 GENERAL FUND
 For the Year Ended December 31, 2018

	Budgeted Amounts		Actual Amounts	Variance with Final Budget Positive (Negative)
	Original	Final		
445 Mental Illness Board	15,000.00	17,972.14	17,972.14	0.00
449 Other	3,250.00	3,250.00	2,500.00	750.00
Total Health and Welfare	152,944.00	181,496.12	169,048.88	12,447.24
500 Culture and Recreation:				
510 Culture:				
511 Public Library	24,000.00	24,000.00	24,000.00	0.00
512 Historical Museum	6,000.00	6,000.00	6,000.00	0.00
513 County Monuments			0.00	0.00
514 Historical Sites			0.00	0.00
515 Memorial Day Expense			0.00	0.00
519 Other	1,000.00	1,000.00	1,000.00	0.00
520 Recreation:				
521 Recreational Programs			0.00	0.00
522 Parks			0.00	0.00
523 Exhibition Building			0.00	0.00
524 County Fair	2,900.00	2,900.00	2,900.00	0.00
525 Senior Center	8,600.00	2,900.00	8,600.00	(8,600.00)
529 Other			0.00	0.00
Total Culture and Recreation	42,500.00	33,900.00	42,500.00	(8,600.00)
600 Conservation of Natural Resources:				
610 Soil Conservation:				
611 County Extension	55,921.00	55,936.00	53,981.76	1,954.24
612 Soil Conservation Districts	20,000.00	20,000.00	20,000.00	0.00
613 Rodent Control			0.00	0.00
614 Predator Control Districts			0.00	0.00
615 Weed and Pest Control	144,014.00	187,364.72	198,773.03	(11,408.31)
616 Grasshopper and Pest Control			0.00	0.00
619 Other			0.00	0.00
620 Water Conservation:				

SUPPLEMENTARY INFORMATION
 FALL RIVER COUNTY
 BUDGETARY COMPARISON SCHEDULE - MODIFIED CASH BASIS
 GENERAL FUND
 For the Year Ended December 31, 2018

	Budgeted Amounts		Actual Amounts		Variance with
	Original	Final			Final Budget Positive (Negative)
Revenues:					
310 Taxes:					
311 General Property Taxes--Current	2,671,054.00	2,671,054.00	2,595,548.91		(75,505.09)
312 General Property Taxes--Delinquent	26,800.00	26,800.00	56,771.88		29,971.88
313 Penalties and Interest	6,000.00	6,000.00	13,611.07		7,611.07
314 Telephone Tax (Outside)	50.00	50.00	57.95		7.95
315 Mobile Home Tax	4,500.00	4,500.00	2,774.09		(1,725.91)
316 Wheel Tax			0.00		0.00
318 Tax Deed Revenue			0.00		0.00
319 Other Taxes			0.00		0.00
Total Taxes	2,708,404.00	2,708,404.00	2,668,763.90		(39,640.10)
320 Licenses and Permits	11,600.00	11,600.00	12,775.00		1,175.00
Intergovernmental Revenue:					
330 Federal Grants	9,000.00	42,343.75	33,343.75		(9,000.00)
332 Federal Shared Revenue			0.00		0.00
333 Federal Payments in Lieu of Taxes	575,000.00	575,000.00	622,183.47		47,183.47
334 State Grants	0.00	36,109.66	57,869.73		21,760.07
335 State Shared Revenue:					
335.01 Bank Franchise	12,000.00	12,000.00	9,674.62		(2,325.38)
335.02 Motor Vehicle Licenses			0.00		0.00
335.04 Liquor Tax Reversion (Unincorporated Town)	250.00	250.00	0.00		(250.00)
335.05 Lottery Shared Revenue			0.00		0.00
335.06 State Highway Fund (former 10% game)			0.00		0.00
335.07 Court Appointed Attorney/Public Defender	5,500.00	5,500.00	9,034.14		3,534.14
335.08 Energy Minerals Severance Tax			0.00		0.00
335.09 Prorate License Fees			0.00		0.00
335.1 Abused and Neglected Child Defense	700.00	700.00	0.00		(700.00)
335.11 63 3/4% Mobile Home			0.00		0.00
335.13 Secondary Road Remittances			0.00		0.00

SUPPLEMENTARY INFORMATION
 FALL RIVER COUNTY
 BUDGETARY COMPARISON SCHEDULE - MODIFIED CASH BASIS
 GENERAL FUND
 For the Year Ended December 31, 2018

	Budgeted Amounts		Actual Amounts	Variance with Final Budget Positive (Negative)	
	Original	Final			
335.14	Telecommunications Gross Receipt Tax	33,000.00	33,000.00	36,682.85	3,682.85
335.15	Motor Vehicle 1/4%	2,000.00	2,000.00	2,538.45	538.45
335.16	Renewable Facility Tax			0.00	0.00
335.17	Motor Fuel Tax			0.00	0.00
335.18	911 Remittances			0.00	0.00
335.19	Liquor Tax Reversion (25%)	36,000.00	36,000.00	38,706.39	2,706.39
335.99	Other State Shared Revenue			0.00	0.00
336	State Payments in Lieu of Taxes			0.00	0.00
338	Other Payments in Lieu of Taxes			2,659.88	2,659.88
339	Other Intergovernmental Revenue	6,500.00	6,500.00	0.00	(6,500.00)
	Total Intergovernmental Revenue	679,950.00	749,403.41	812,693.28	63,289.87
340	Charges for Goods and Services:				
341	General Government:				
341.10	Treasurer's Fees	24,500.00	24,500.00	42,680.82	18,180.82
341.20	Register of Deeds' Fees	84,400.00	84,400.00	106,497.83	22,097.83
341.30	Driver's License Exam			0.00	0.00
341.40	Legal Services	30,650.00	30,650.00	58,381.80	27,731.80
341.50	Clerk of Courts Fees	10,000.00	10,000.00	7,492.95	(2,507.05)
341.90	Other Fees	65,660.00	65,660.00	91,883.58	26,223.58
342	Public Safety:				
342.10	Law Enforcement	206,700.00	206,700.00	177,608.39	(29,091.61)
342.20	Prisoner Care	12,200.00	12,200.00	26,361.93	14,161.93
342.30	Sobriety Testing			0.00	0.00
342.90	Other			0.00	0.00
343	Public Works:				
343.10	Road Maintenance Contract Charges			0.00	0.00
343.30	Airport			0.00	0.00
343.90	Other			0.00	0.00
344	Health and Welfare:				
344.10	Economic Assistance:				

SUPPLEMENTARY INFORMATION
 FALL RIVER COUNTY
 BUDGETARY COMPARISON SCHEDULE - MODIFIED CASH BASIS
 GENERAL FUND
 For the Year Ended December 31, 2018

	Budgeted Amounts		Actual Amounts	Variance with Final Budget Positive (Negative)
	Original	Final		
344.11	4,000.00	4,000.00	1,330.61	(2,669.39)
344.12	2,812.00	2,812.00	2,812.50	0.50
344.13			0.00	0.00
344.14			0.00	0.00
344.19			0.00	0.00
344.20			0.00	0.00
344.21			0.00	0.00
344.22			0.00	0.00
344.23			0.00	0.00
344.24	0.00	5,491.52	6,564.68	1,073.16
344.29			0.00	0.00
344.30			0.00	0.00
344.40			0.00	0.00
345			0.00	0.00
346			0.00	0.00
348			0.00	0.00
349			3,838.48	838.48
	443,922.00	449,413.52	525,453.57	76,040.05
350				
351			0.00	0.00
352	4,000.00	4,000.00	7,954.48	3,954.48
353			0.00	0.00
359			0.00	0.00
	4,000.00	4,000.00	7,954.48	3,954.48
360				
361	99,000.00	99,000.00	46,616.53	(52,383.47)
362	2,300.00	2,300.00	1,100.00	(1,200.00)
363			0.00	0.00
365	0.00	1,500.00	1,500.00	0.00

SUPPLEMENTARY INFORMATION
 FALL RIVER COUNTY
 BUDGETARY COMPARISON SCHEDULE - MODIFIED CASH BASIS
 GENERAL FUND
 For the Year Ended December 31, 2018

	Budgeted Amounts		Actual Amounts	Variance with Final Budget Positive (Negative)
	Original	Final		
366 Refund of Prior Year's Expenditures	5,000.00	5,000.00	8,160.00	3,160.00
369 Other	2,350.00	2,350.00	7,923.81	5,573.81
Total Miscellaneous Revenue	108,650.00	110,150.00	65,300.34	(44,849.66)
Total Revenues	3,956,526.00	4,032,970.93	4,092,940.57	59,969.64
Expenditures:				
100 General Government:				
110 Legislative:				
111 Board of County Commissioners	148,228.00	161,234.18	161,259.11	(24.93)
112 Contingency	150,000.00	150,000.00		0.00
Amount Transferred		(150,000.00)		0.00
120 Elections	58,682.00	59,959.34	52,301.93	7,657.41
130 Judicial System	20,300.00	20,300.00	18,898.76	1,401.24
140 Financial Administration:				
141 Auditor	190,119.00	216,372.16	210,637.76	5,734.40
142 Treasurer	164,070.00	190,323.16	200,335.64	(10,012.48)
143 Finance Office			0.00	0.00
149 Other			0.00	0.00
150 Legal Services:				
151 State's Attorney	180,501.00	184,215.34	184,117.99	97.35
152 Public Defender			0.00	0.00
153 Court Appointed Attorney	166,300.00	240,053.59	240,053.59	0.00
154 Abused and Neglected Child Defense	20,000.00	34,812.51	34,812.51	0.00
160 Other Administration:				
161 General Government Building	216,915.00	244,903.60	245,145.83	(242.23)
162 Director of Equalization	224,388.00	230,525.10	220,378.19	10,146.91
163 Register of Deeds	133,404.00	143,064.26	133,385.79	9,678.47
164 Judgments			0.00	0.00
165 Veterans Service Officer	50,784.00	50,784.00	48,982.44	1,801.56
166 Predatory Animal	5,513.00	5,513.00	5,513.18	(0.18)
167 Disability Coordinator			0.00	0.00

SUPPLEMENTARY INFORMATION
 FALL RIVER COUNTY
 BUDGETARY COMPARISON SCHEDULE - MODIFIED CASH BASIS
 GENERAL FUND
 For the Year Ended December 31, 2018

	Budgeted Amounts		Actual Amounts	Variance with Final Budget Positive (Negative)
	Original	Final		
168 Self-Insurance Plan			0.00	0.00
169 Other			0.00	0.00
170 Geographic Information System	62,359.00	62,359.00	61,733.51	625.49
171 Information Technology	35,000.00	41,500.00	23,488.19	18,011.81
172 Human Resources			0.00	0.00
Total General Government	1,826,563.00	1,885,919.24	1,841,044.42	44,874.82
200 Public Safety:				
210 Law Enforcement:				
211 Sheriff	623,694.00	627,546.07	658,515.86	(30,959.79)
212 County Jail	673,982.00	673,982.00	618,275.39	55,706.61
213 Coroner	29,439.00	29,439.00	21,451.72	7,987.28
214 County-Wide Law Enforcement			0.00	0.00
215 Juvenile Detention	40,000.00	40,000.00	27,030.00	12,970.00
219 Other Law Enforcement	5,000.00	5,000.00	4,931.86	68.14
220 Protective and Emergency Services:				
221 Fire Protection			0.00	0.00
222 Emergency and Disaster Services			0.00	0.00
223 Flood Control			0.00	0.00
225 Communication Center			0.00	0.00
229 Other Protective and Emergency Services	1,500.00	1,500.00	942.75	557.25
Total Public Safety	1,373,615.00	1,377,467.07	1,331,147.58	46,319.49
300 Public Works:				
310 Highways and Bridges:				
311 Highways, Roads and Bridges			0.00	0.00
320 Sanitation:				
321 Sewers			0.00	0.00
322 Solid Waste			0.00	0.00
330 Transportation:				
331 Airport			0.00	0.00

SUPPLEMENTARY INFORMATION
 FALL RIVER COUNTY
 BUDGETARY COMPARISON SCHEDULE - MODIFIED CASH BASIS
 GENERAL FUND
 For the Year Ended December 31, 2018

	Budgeted Amounts		Actual Amounts	Variance with Final Budget	
	Original	Final		Positive (Negative)	
332 Railroad			0.00	0.00	0.00
340 Water System			0.00	0.00	0.00
390 Other Public Works			0.00	0.00	0.00
Total Public Works	0.00	0.00	0.00	0.00	0.00
400 Health and Welfare:					
410 Economic Assistance:					
411 Support of Poor	15,000.00	15,000.00	3,302.76	11,697.24	0.00
412 Public Welfare			0.00	0.00	0.00
413 Low Income Energy Assistance Program			0.00	0.00	0.00
415 Food Stamp Distribution			0.00	0.00	0.00
419 Other			0.00	0.00	0.00
420 Health Assistance:					
421 County Nurse	55,894.00	56,480.00	56,480.00	0.00	0.00
422 Health Services			0.00	0.00	0.00
423 Hospital			0.00	0.00	0.00
424 Ambulance			0.00	0.00	0.00
425 Board of Health			0.00	0.00	0.00
426 Women, Infants and Children			0.00	0.00	0.00
429 Other			0.00	0.00	0.00
430 Social Services:					
431 Day Care Centers			0.00	0.00	0.00
432 Child Support Enforcement			0.00	0.00	0.00
433 Care of Aged	19,300.00	19,300.00	19,300.00	0.00	0.00
434 Domestic Abuse			0.00	0.00	0.00
439 Other	10,000.00	10,000.00	10,000.00	0.00	0.00
440 Mental Health Services:					
441 Mentally Ill	15,000.00	39,993.98	39,993.98	0.00	0.00
442 Developmentally Disabled			0.00	0.00	0.00
443 Drug Abuse	12,000.00	12,000.00	12,000.00	0.00	0.00
444 Mental Health Centers	7,500.00	7,500.00	7,500.00	0.00	0.00

SUPPLEMENTARY INFORMATION
 FALL RIVER COUNTY
 BUDGETARY COMPARISON SCHEDULE - MODIFIED CASH BASIS
 GENERAL FUND
 For the Year Ended December 31, 2018

	Budgeted Amounts		Actual Amounts	Variance with Final Budget	
	Original	Final		Positive (Negative)	
915 Discount on Bonds Issued				0.00	0.00
Total Other Financing Sources (Uses)	433,343.00	438,961.05	(177,528.78)	(616,489.83)	
(913) 376 Special Items				0.00	0.00
(914) 375 Extraordinary Items				0.00	0.00
Net Change in Fund Balances	764,627.00	667,784.75	194,504.97	(473,279.78)	
Fund Balance - Beginning	2,719,865.81	2,719,865.81	2,719,865.81		0.00
Adjustments:					
	0.00	0.00	0.00		0.00
	0.00	0.00	0.00		0.00
Adjusted Fund Balance - Beginning	2,719,865.81	2,719,865.81	2,719,865.81		0.00
FUND BALANCE - ENDING	3,484,492.81	3,387,650.56	2,914,370.78	(473,279.78)	

SUPPLEMENTARY INFORMATION
 FALL RIVER COUNTY
 BUDGETARY COMPARISON SCHEDULE - MODIFIED CASH BASIS
 ROAD AND BRIDGE FUND
 For the Year Ended December 31, 2018

	Budgeted Amounts		Actual Amounts	Variance with Final Budget Positive (Negative)
	Original	Final		
Revenues:				
310 Taxes:				
311 General Property Taxes--Current	261,067.00	261,067.00	254,840.64	(6,226.36)
312 General Property Taxes--Delinquent	1,600.00	1,600.00	5,669.58	4,069.58
313 Penalties and Interest	400.00	400.00	1,400.34	1,000.34
314 Telephone Tax (Outside)			0.00	0.00
315 Mobile Home Tax	450.00	450.00	274.07	(175.93)
316 Wheel Tax	105,500.00	105,500.00	108,293.15	2,793.15
318 Tax Deed Revenue			0.00	0.00
319 Other Taxes			0.00	0.00
Total Taxes	369,017.00	369,017.00	370,477.78	1,460.78
320 Licenses and Permits			0.00	0.00
Intergovernmental Revenue:				
330 Intergovernmental Revenue:				
331 Federal Grants			0.00	0.00
332 Federal Shared Revenue	22,000.00	22,000.00	44,141.78	22,141.78
333 Federal Payments in Lieu of Taxes	80,000.00	80,000.00	83,533.59	3,533.59
334 State Grants	235,000.00	235,000.00	249,003.60	14,003.60
335 State Shared Revenue:				
335.01 Bank Franchise	1,200.00	1,200.00	945.59	(254.41)
335.02 Motor Vehicle Licenses	740,000.00	740,000.00	755,794.83	15,794.83
335.04 Liquor Tax Reversion (Unincorporated Town)			0.00	0.00
335.05 Lottery Shared Revenue			0.00	0.00
335.06 State Highway Fund (former 10% game)	12,488.00	12,488.00	12,487.59	(0.41)
335.07 Court Appointed Attorney/Public Defender			0.00	0.00
335.08 Energy Minerals Severance Tax	12,000.00	12,000.00	4,394.09	(7,605.91)
335.09 Prorate License Fees	40,000.00	40,000.00	42,386.27	2,386.27
335.1 Abused and Neglected Child Defense			0.00	0.00
335.11 63 3/4% Mobile Home	10,000.00	10,000.00	8,671.98	(1,328.02)
335.13 Secondary Road Remittances	182,000.00	182,000.00	192,357.88	10,357.88

SUPPLEMENTARY INFORMATION
 FALL RIVER COUNTY
 BUDGETARY COMPARISON SCHEDULE - MODIFIED CASH BASIS
 ROAD AND BRIDGE FUND
 For the Year Ended December 31, 2018

	Budgeted Amounts		Actual Amounts	Variance with Final Budget Positive (Negative)
	Original	Final		
335.14	Telecommunications Gross Receipt Tax		0.00	0.00
335.15	Motor Vehicle 1/4%		0.00	0.00
335.16	Renewable Facility Tax		0.00	0.00
335.17	Motor Fuel Tax	4,200.00	4,416.91	216.91
335.18	911 Remittances		0.00	0.00
335.19	Liquor Tax Reversion (25%)		0.00	0.00
335.99	Other State Shared Revenue		0.00	0.00
336	State Payments in Lieu of Taxes		0.00	0.00
338	Other Payments in Lieu of Taxes		0.00	0.00
339	Other Intergovernmental Revenue		0.00	0.00
	Total Intergovernmental Revenue	1,338,888.00	1,398,134.11	59,246.11
340	Charges for Goods and Services:			
341	General Government:			
341.10	Treasurer's Fees		0.00	0.00
341.20	Register of Deeds' Fees		0.00	0.00
341.30	Driver's License Exam		0.00	0.00
341.40	Legal Services		0.00	0.00
341.50	Clerk of Courts Fees		0.00	0.00
341.90	Other Fees		0.00	0.00
342	Public Safety:			
342.10	Law Enforcement		0.00	0.00
342.20	Prisoner Care		0.00	0.00
342.30	Sobriety Testing		0.00	0.00
342.90	Other		0.00	0.00
343	Public Works:			
343.10	Road Maintenance Contract Charges	100,000.00	30,473.52	(69,526.48)
343.30	Airport		0.00	0.00
343.90	Other	30,000.00	0.00	(30,000.00)
344	Health and Welfare:			
344.10	Economic Assistance:			

SUPPLEMENTARY INFORMATION
 FALL RIVER COUNTY
 BUDGETARY COMPARISON SCHEDULE - MODIFIED CASH BASIS
 ROAD AND BRIDGE FUND
 For the Year Ended December 31, 2018

	Budgeted Amounts		Actual Amounts	Variance with Final Budget Positive (Negative)
	Original	Final		
344.11			0.00	0.00
344.12			0.00	0.00
344.13			0.00	0.00
344.14			0.00	0.00
344.19			0.00	0.00
344.20			0.00	0.00
344.21			0.00	0.00
344.22			0.00	0.00
344.23			0.00	0.00
344.24			0.00	0.00
344.29			0.00	0.00
344.30			0.00	0.00
344.40			0.00	0.00
345			0.00	0.00
346			0.00	0.00
348			0.00	0.00
349			0.00	0.00
	130,000.00	130,000.00	30,473.52	(99,526.48)
350			0.00	0.00
351			0.00	0.00
352			0.00	0.00
353			0.00	0.00
359			0.00	0.00
	0.00	0.00	0.00	0.00
360			33,349.72	33,349.72
361			0.00	0.00
362			0.00	0.00
363			0.00	0.00
365			0.00	0.00

SUPPLEMENTARY INFORMATION
 FALL RIVER COUNTY
 BUDGETARY COMPARISON SCHEDULE - MODIFIED CASH BASIS
 ROAD AND BRIDGE FUND
 For the Year Ended December 31, 2018

	Budgeted Amounts		Actual Amounts	Variance with Final Budget	
	Original	Final		Positive (Negative)	
366 Refund of Prior Year's Expenditures			0.00	0.00	0.00
369 Other			670.66	670.66	670.66
Total Miscellaneous Revenue	0.00	0.00	34,020.38	34,020.38	34,020.38
Total Revenues	1,837,905.00	1,837,905.00	1,833,105.79	(4,799.21)	(4,799.21)
Expenditures:					
100 General Government:					
110 Legislative:					
111 Board of County Commissioners			0.00	0.00	0.00
112 Contingency					
Amount Transferred					
120 Elections			0.00	0.00	0.00
130 Judicial System			0.00	0.00	0.00
140 Financial Administration:					
141 Auditor			0.00	0.00	0.00
142 Treasurer			0.00	0.00	0.00
143 Finance Office			0.00	0.00	0.00
149 Other			0.00	0.00	0.00
150 Legal Services:					
151 State's Attorney			0.00	0.00	0.00
152 Public Defender			0.00	0.00	0.00
153 Court Appointed Attorney			0.00	0.00	0.00
154 Abused and Neglected Child Defense			0.00	0.00	0.00
160 Other Administration:					
161 General Government Building			0.00	0.00	0.00
162 Director of Equalization			0.00	0.00	0.00
163 Register of Deeds			0.00	0.00	0.00
164 Judgments			0.00	0.00	0.00
165 Veterans Service Officer			0.00	0.00	0.00
166 Predatory Animal			0.00	0.00	0.00
167 Disability Coordinator			0.00	0.00	0.00

SUPPLEMENTARY INFORMATION
 FALL RIVER COUNTY
 BUDGETARY COMPARISON SCHEDULE - MODIFIED CASH BASIS
 ROAD AND BRIDGE FUND
 For the Year Ended December 31, 2018

	Budgeted Amounts		Actual Amounts	Variance with Final Budget Positive (Negative)
	Original	Final		
168 Self-Insurance Plan			0.00	0.00
169 Other			0.00	0.00
170 Geographic Information System			0.00	0.00
171 Information Technology			0.00	0.00
172 Human Resources			0.00	0.00
Total General Government	0.00	0.00	0.00	0.00
200 Public Safety:				
210 Law Enforcement:				
211 Sheriff			0.00	0.00
212 County Jail			0.00	0.00
213 Coroner			0.00	0.00
214 County-Wide Law Enforcement			0.00	0.00
215 Juvenile Detention			0.00	0.00
219 Other Law Enforcement			0.00	0.00
220 Protective and Emergency Services:				
221 Fire Protection			0.00	0.00
222 Emergency and Disaster Services			0.00	0.00
223 Flood Control			0.00	0.00
225 Communication Center			0.00	0.00
229 Other Protective and Emergency Services			0.00	0.00
Total Public Safety	0.00	0.00	0.00	0.00
300 Public Works:				
310 Highways and Bridges:				
311 Highways, Roads and Bridges	2,382,921.00	2,595,421.00	2,097,885.60	497,535.40
320 Sanitation:				
321 Sewers			0.00	0.00
322 Solid Waste			0.00	0.00
330 Transportation:				
331 Airport			0.00	0.00

SUPPLEMENTARY INFORMATION
 FALL RIVER COUNTY
 BUDGETARY COMPARISON SCHEDULE - MODIFIED CASH BASIS
 ROAD AND BRIDGE FUND
 For the Year Ended December 31, 2018

	Budgeted Amounts		Actual Amounts	Variance with Final Budget Positive (Negative)
	Original	Final		
332 Railroad			0.00	0.00
340 Water System			0.00	0.00
390 Other Public Works			0.00	0.00
Total Public Works	2,382,921.00	2,595,421.00	2,097,885.60	497,535.40
400 Health and Welfare:				
410 Economic Assistance:				
411 Support of Poor			0.00	0.00
412 Public Welfare			0.00	0.00
413 Low Income Energy Assistance Program			0.00	0.00
415 Food Stamp Distribution			0.00	0.00
419 Other			0.00	0.00
420 Health Assistance:				
421 County Nurse			0.00	0.00
422 Health Services			0.00	0.00
423 Hospital			0.00	0.00
424 Ambulance			0.00	0.00
425 Board of Health			0.00	0.00
426 Women, Infants and Children			0.00	0.00
429 Other			0.00	0.00
430 Social Services:				
431 Day Care Centers			0.00	0.00
432 Child Support Enforcement			0.00	0.00
433 Care of Aged			0.00	0.00
434 Domestic Abuse			0.00	0.00
439 Other			0.00	0.00
440 Mental Health Services:				
441 Mentally Ill			0.00	0.00
442 Developmentally Disabled			0.00	0.00
443 Drug Abuse			0.00	0.00
444 Mental Health Centers			0.00	0.00

SUPPLEMENTARY INFORMATION
 FALL RIVER COUNTY
 BUDGETARY COMPARISON SCHEDULE - MODIFIED CASH BASIS
 ROAD AND BRIDGE FUND
 For the Year Ended December 31, 2018

	Budgeted Amounts		Actual Amounts	Variance with Final Budget Positive (Negative)
	Original	Final		
445 Mental Illness Board			0.00	0.00
449 Other			0.00	0.00
Total Health and Welfare	0.00	0.00	0.00	0.00
500 Culture and Recreation:				
510 Culture:				
511 Public Library			0.00	0.00
512 Historical Museum			0.00	0.00
513 County Monuments			0.00	0.00
514 Historical Sites			0.00	0.00
515 Memorial Day Expense			0.00	0.00
519 Other			0.00	0.00
520 Recreation:				
521 Recreational Programs			0.00	0.00
522 Parks			0.00	0.00
523 Exhibition Building			0.00	0.00
524 County Fair			0.00	0.00
525 Senior Center			0.00	0.00
529 Other			0.00	0.00
Total Culture and Recreation	0.00	0.00	0.00	0.00
600 Conservation of Natural Resources:				
610 Soil Conservation:				
611 County Extension			0.00	0.00
612 Soil Conservation Districts			0.00	0.00
613 Rodent Control			0.00	0.00
614 Predator Control Districts			0.00	0.00
615 Weed and Pest Control			0.00	0.00
616 Grasshopper and Pest Control			0.00	0.00
619 Other			0.00	0.00
620 Water Conservation:				

SUPPLEMENTARY INFORMATION
 FALL RIVER COUNTY
 BUDGETARY COMPARISON SCHEDULE - MODIFIED CASH BASIS
 ROAD AND BRIDGE FUND
 For the Year Ended December 31, 2018

	Budgeted Amounts		Actual Amounts	Variance with Final Budget Positive (Negative)
	Original	Final		
621 Geological Survey			0.00	0.00
622 Weather Modification			0.00	0.00
623 Water Conservation Districts			0.00	0.00
624 Drainage Commissions			0.00	0.00
629 Other			0.00	0.00
Total Conservation of Natural Resources	0.00	0.00	0.00	0.00
700 Urban and Economic Development:				
710 Urban Development:				
711 Planning and Zoning			0.00	0.00
712 Urban and Rural Development			0.00	0.00
719 Other			0.00	0.00
720 Economic Development:				
721 Tourism, Industrial or Recreational Development			0.00	0.00
729 Other			0.00	0.00
Total Urban and Economic Development	0.00	0.00	0.00	0.00
750 Intergovernmental Expenditures			0.00	0.00
800 Debt Service			0.00	0.00
850 Payments to Local Education Agencies			5,634.73	(5,634.73)
890 Capital Outlay			0.00	0.00
Total Expenditures	2,382,921.00	2,595,421.00	2,103,520.33	491,900.67
Excess of Revenues Over (Under) Expenditures	(545,016.00)	(757,516.00)	(270,414.54)	487,101.46
Other Financing Sources (Uses):				
371 Transfers In	150,000.00	150,000.00	0.00	(150,000.00)
911 Transfers Out			(33,349.72)	(33,349.72)
372 Long-Term Debt Issued			0.00	0.00
373 Insurance Proceeds			0.00	0.00
374 Sale of County Property	100,000.00	100,000.00	0.00	(100,000.00)
912 Payments to Refunded Debt Escrow Agent			0.00	0.00

SUPPLEMENTARY INFORMATION
 FALL RIVER COUNTY
 BUDGETARY COMPARISON SCHEDULE - MODIFIED CASH BASIS
 ROAD AND BRIDGE FUND
 For the Year Ended December 31, 2018

	Budgeted Amounts		Actual Amounts		Variance with Final Budget Positive (Negative)
	Original	Final			
915 Discount on Bonds Issued			0.00	0.00	0.00
Total Other Financing Sources (Uses)	250,000.00	250,000.00	(33,349.72)	(283,349.72)	
(913) 376 Special Items			0.00	0.00	0.00
(914) 375 Extraordinary Items			0.00	0.00	0.00
Net Change in Fund Balances	(295,016.00)	(507,516.00)	(303,764.26)	203,751.74	
Fund Balance - Beginning	2,215,114.48	2,215,114.48	2,215,114.48	2,215,114.48	0.00
Adjustments:					
	0.00	0.00	0.00	0.00	0.00
	0.00	0.00	0.00	0.00	0.00
Adjusted Fund Balance - Beginning	2,215,114.48	2,215,114.48	2,215,114.48	2,215,114.48	0.00
FUND BALANCE - ENDING	1,920,098.48	1,707,598.48	1,911,350.22	203,751.74	

SUPPLEMENTARY INFORMATION
 FALL RIVER COUNTY
 BUDGETARY COMPARISON SCHEDULE - MODIFIED CASH BASIS
 Building FUND
 For the Year Ended December 31, 2018

	Budgeted Amounts		Actual Amounts	Variance with Final Budget Positive (Negative)
	Original	Final		
Revenues:				
310 Taxes:				
311 General Property Taxes--Current	119,357.00	119,357.00	115,988.07	(3,368.93)
312 General Property Taxes--Delinquent	1,200.00	1,200.00	2,537.99	1,337.99
313 Penalties and Interest	300.00	300.00	608.74	308.74
314 Telephone Tax (Outside)			0.00	0.00
315 Mobile Home Tax			123.84	123.84
316 Wheel Tax			0.00	0.00
318 Tax Deed Revenue			0.00	0.00
319 Other Taxes			0.00	0.00
Total Taxes	120,857.00	120,857.00	119,258.64	(1,598.36)
320 Licenses and Permits			0.00	0.00
Intergovernmental Revenue:				
330 Federal Grants			0.00	0.00
332 Federal Shared Revenue			0.00	0.00
333 Federal Payments in Lieu of Taxes	23,000.00	23,000.00	23,272.60	272.60
334 State Grants			0.00	0.00
335 State Shared Revenue:				
335.01 Bank Franchise	625.00	625.00	432.31	(192.69)
335.02 Motor Vehicle Licenses			0.00	0.00
335.04 Liquor Tax Reversion (Unincorporated Town)			0.00	0.00
335.05 Lottery Shared Revenue			0.00	0.00
335.06 State Highway Fund (former 10% game)			0.00	0.00
335.07 Court Appointed Attorney/Public Defender			0.00	0.00
335.08 Energy Minerals Severance Tax			0.00	0.00
335.09 Prorate License Fees			0.00	0.00
335.1 Abused and Neglected Child Defense			0.00	0.00
335.11 63 3/4% Mobile Home			0.00	0.00
335.13 Secondary Road Remittances			0.00	0.00

SUPPLEMENTARY INFORMATION
 FALL RIVER COUNTY
 BUDGETARY COMPARISON SCHEDULE - MODIFIED CASH BASIS
 Building FUND
 For the Year Ended December 31, 2018

	Budgeted Amounts		Actual Amounts	Variance with Final Budget Positive (Negative)
	Original	Final		
335.14 Telecommunications Gross Receipt Tax			0.00	0.00
335.15 Motor Vehicle 1/4%			0.00	0.00
335.16 Renewable Facility Tax			0.00	0.00
335.17 Motor Fuel Tax			0.00	0.00
335.18 911 Remittances			0.00	0.00
335.19 Liquor Tax Reversion (25%)			0.00	0.00
335.99 Other State Shared Revenue			0.00	0.00
336 State Payments in Lieu of Taxes			0.00	0.00
338 Other Payments in Lieu of Taxes			119.22	119.22
339 Other Intergovernmental Revenue			0.00	0.00
Total Intergovernmental Revenue	23,625.00	23,625.00	23,824.13	199.13
340 Charges for Goods and Services:				
341 General Government:				
341.10 Treasurer's Fees			0.00	0.00
341.20 Register of Deeds' Fees			0.00	0.00
341.30 Driver's License Exam			0.00	0.00
341.40 Legal Services			0.00	0.00
341.50 Clerk of Courts Fees			0.00	0.00
341.90 Other Fees			0.00	0.00
342 Public Safety:				
342.10 Law Enforcement			0.00	0.00
342.20 Prisoner Care			0.00	0.00
342.30 Sobriety Testing			0.00	0.00
342.90 Other			0.00	0.00
343 Public Works:				
343.10 Road Maintenance Contract Charges			0.00	0.00
343.30 Airport			0.00	0.00
343.90 Other			0.00	0.00
344 Health and Welfare:				
344.10 Economic Assistance:				

SUPPLEMENTARY INFORMATION
 FALL RIVER COUNTY
 BUDGETARY COMPARISON SCHEDULE - MODIFIED CASH BASIS
 Building FUND
 For the Year Ended December 31, 2018

	Budgeted Amounts		Actual Amounts	Variance with Final Budget Positive (Negative)
	Original	Final		
344.11			0.00	0.00
344.12			0.00	0.00
344.13			0.00	0.00
344.14			0.00	0.00
344.19			0.00	0.00
344.20			0.00	0.00
344.21			0.00	0.00
344.22			0.00	0.00
344.23			0.00	0.00
344.24			0.00	0.00
344.29			0.00	0.00
344.30			0.00	0.00
344.40			0.00	0.00
345			0.00	0.00
346			0.00	0.00
348			0.00	0.00
349			0.00	0.00
	Total Charges for Goods and Services		0.00	0.00
350	Fines and Forfeits:			
351			0.00	0.00
352			0.00	0.00
353			0.00	0.00
359			0.00	0.00
	Total Fines and Forfeits		0.00	0.00
360	Miscellaneous Revenue:			
361			24,615.20	24,615.20
362			0.00	0.00
363			0.00	0.00
365			0.00	0.00

SUPPLEMENTARY INFORMATION
 FALL RIVER COUNTY
 BUDGETARY COMPARISON SCHEDULE - MODIFIED CASH BASIS
 Building FUND
 For the Year Ended December 31, 2018

	Budgeted Amounts		Actual Amounts	Variance with Final Budget Positive (Negative)
	Original	Final		
366 Refund of Prior Year's Expenditures			0.00	0.00
369 Other			0.00	0.00
Total Miscellaneous Revenue	0.00	0.00	24,615.20	24,615.20
Total Revenues	144,482.00	144,482.00	167,697.97	23,215.97
Expenditures:				
100 General Government:				
110 Legislative:				
111 Board of County Commissioners				0.00
112 Contingency				
Amount Transferred				
120 Elections				0.00
130 Judicial System				0.00
140 Financial Administration:				
141 Auditor				0.00
142 Treasurer				0.00
143 Finance Office				0.00
149 Other				0.00
150 Legal Services:				
151 State's Attorney				0.00
152 Public Defender				0.00
153 Court Appointed Attorney				0.00
154 Abused and Neglected Child Defense				0.00
160 Other Administration:				
161 General Government Building	50,000.00	58,234.67	53,077.45	5,157.22
162 Director of Equalization				0.00
163 Register of Deeds				0.00
164 Judgments				0.00
165 Veterans Service Officer				0.00
166 Predatory Animal				0.00
167 Disability Coordinator				0.00

SUPPLEMENTARY INFORMATION
 FALL RIVER COUNTY
 BUDGETARY COMPARISON SCHEDULE - MODIFIED CASH BASIS
 Building FUND
 For the Year Ended December 31, 2018

	Budgeted Amounts		Actual Amounts	Variance with Final Budget Positive (Negative)
	Original	Final		
168 Self-Insurance Plan			0.00	0.00
169 Other			0.00	0.00
170 Geographic Information System			0.00	0.00
171 Information Technology			0.00	0.00
172 Human Resources			0.00	0.00
Total General Government	50,000.00	58,234.67	53,077.45	5,157.22
200 Public Safety:				
210 Law Enforcement:				
211 Sheriff			0.00	0.00
212 County Jail			0.00	0.00
213 Coroner			0.00	0.00
214 County-Wide Law Enforcement			0.00	0.00
215 Juvenile Detention			0.00	0.00
219 Other Law Enforcement			0.00	0.00
220 Protective and Emergency Services:				
221 Fire Protection			0.00	0.00
222 Emergency and Disaster Services			0.00	0.00
223 Flood Control			0.00	0.00
225 Communication Center			0.00	0.00
229 Other Protective and Emergency Services			0.00	0.00
Total Public Safety	0.00	0.00	0.00	0.00
300 Public Works:				
310 Highways and Bridges:				
311 Highways, Roads and Bridges			0.00	0.00
320 Sanitation:				
321 Sewers			0.00	0.00
322 Solid Waste			0.00	0.00
330 Transportation:				
331 Airport			0.00	0.00

SUPPLEMENTARY INFORMATION
 FALL RIVER COUNTY
 BUDGETARY COMPARISON SCHEDULE - MODIFIED CASH BASIS
 Building FUND
 For the Year Ended December 31, 2018

	Budgeted Amounts		Actual Amounts	Variance with Final Budget Positive (Negative)
	Original	Final		
332 Railroad			0.00	0.00
340 Water System			0.00	0.00
390 Other Public Works			0.00	0.00
Total Public Works	0.00	0.00	0.00	0.00
400 Health and Welfare:				
410 Economic Assistance:				
411 Support of Poor			0.00	0.00
412 Public Welfare			0.00	0.00
413 Low Income Energy Assistance Program			0.00	0.00
415 Food Stamp Distribution			0.00	0.00
419 Other			0.00	0.00
420 Health Assistance:				
421 County Nurse			0.00	0.00
422 Health Services			0.00	0.00
423 Hospital			0.00	0.00
424 Ambulance			0.00	0.00
425 Board of Health			0.00	0.00
426 Women, Infants and Children			0.00	0.00
429 Other			0.00	0.00
430 Social Services:				
431 Day Care Centers			0.00	0.00
432 Child Support Enforcement			0.00	0.00
433 Care of Aged			0.00	0.00
434 Domestic Abuse			0.00	0.00
439 Other			0.00	0.00
440 Mental Health Services:				
441 Mentally Ill			0.00	0.00
442 Developmentally Disabled			0.00	0.00
443 Drug Abuse			0.00	0.00
444 Mental Health Centers			0.00	0.00

SUPPLEMENTARY INFORMATION
 FALL RIVER COUNTY
 BUDGETARY COMPARISON SCHEDULE - MODIFIED CASH BASIS
 Building FUND
 For the Year Ended December 31, 2018

	Budgeted Amounts		Actual Amounts	Variance with Final Budget Positive (Negative)
	Original	Final		
445 Mental Illness Board			0.00	0.00
449 Other			0.00	0.00
Total Health and Welfare	0.00	0.00	0.00	0.00
500 Culture and Recreation:				
510 Culture:				
511 Public Library			0.00	0.00
512 Historical Museum			0.00	0.00
513 County Monuments			0.00	0.00
514 Historical Sites			0.00	0.00
515 Memorial Day Expense			0.00	0.00
519 Other			0.00	0.00
520 Recreation:				
521 Recreational Programs			0.00	0.00
522 Parks			0.00	0.00
523 Exhibition Building			0.00	0.00
524 County Fair			0.00	0.00
525 Senior Center			0.00	0.00
529 Other			0.00	0.00
Total Culture and Recreation	0.00	0.00	0.00	0.00
600 Conservation of Natural Resources:				
610 Soil Conservation:				
611 County Extension			0.00	0.00
612 Soil Conservation Districts			0.00	0.00
613 Rodent Control			0.00	0.00
614 Predator Control Districts			0.00	0.00
615 Weed and Pest Control			0.00	0.00
616 Grasshopper and Pest Control			0.00	0.00
619 Other			0.00	0.00
620 Water Conservation:				

SUPPLEMENTARY INFORMATION
 FALL RIVER COUNTY
 BUDGETARY COMPARISON SCHEDULE - MODIFIED CASH BASIS
 Building FUND
 For the Year Ended December 31, 2018

	Budgeted Amounts		Actual Amounts	Variance with Final Budget Positive (Negative)
	Original	Final		
621 Geological Survey			0.00	0.00
622 Weather Modification			0.00	0.00
623 Water Conservation Districts			0.00	0.00
624 Drainage Commissions			0.00	0.00
629 Other			0.00	0.00
Total Conservation of Natural Resources	0.00	0.00	0.00	0.00
700 Urban and Economic Development:				
710 Urban Development:				
711 Planning and Zoning			0.00	0.00
712 Urban and Rural Development			0.00	0.00
719 Other			0.00	0.00
720 Economic Development:				
721 Tourism, Industrial or Recreational Development			0.00	0.00
729 Other			0.00	0.00
Total Urban and Economic Development	0.00	0.00	0.00	0.00
750 Intergovernmental Expenditures			0.00	0.00
800 Debt Service			0.00	0.00
850 Payments to Local Education Agencies			0.00	0.00
890 Capital Outlay			0.00	0.00
Total Expenditures	50,000.00	58,234.67	53,077.45	5,157.22
Excess of Revenues Over (Under) Expenditures	94,482.00	86,247.33	114,620.52	28,373.19
Other Financing Sources (Uses):				
371 Transfers In			0.00	0.00
911 Transfers Out			(24,615.20)	(24,615.20)
372 Long-Term Debt Issued			0.00	0.00
373 Insurance Proceeds			0.00	0.00
374 Sale of County Property			0.00	0.00
912 Payments to Refunded Debt Escrow Agent			0.00	0.00

SUPPLEMENTARY INFORMATION
 FALL RIVER COUNTY
 BUDGETARY COMPARISON SCHEDULE - MODIFIED CASH BASIS
 Building FUND
 For the Year Ended December 31, 2018

	Budgeted Amounts		Actual Amounts		Variance with Final Budget
	Original	Final	Actual Amounts	Positive (Negative)	
915 Discount on Bonds Issued			0.00	0.00	0.00
Total Other Financing Sources (Uses)	0.00	0.00	(24,615.20)	(24,615.20)	
(913) 376 Special Items			0.00	0.00	0.00
(914) 375 Extraordinary Items			0.00	0.00	0.00
Net Change in Fund Balances	94,482.00	86,247.33	90,005.32	3,757.99	
Fund Balance - Beginning	1,486,196.51	1,486,196.51	1,486,196.51	0.00	
Adjustments:					
	0.00	0.00	0.00	0.00	0.00
	0.00	0.00	0.00	0.00	0.00
Adjusted Fund Balance - Beginning	1,486,196.51	1,486,196.51	1,486,196.51	0.00	
FUND BALANCE - ENDING	1,580,678.51	1,572,443.84	1,576,201.83	3,757.99	

FALL RIVER COUNTY
STATEMENT OF NET POSITION - MODIFIED CASH BASIS
December 31, 2018

	Primary Government		Total	Component Units
	Governmental Activities	Business-Type Activities		
ASSETS:				
Cash and Cash Equivalents	1,253,965.99	0.00	1,253,965.99	
Cash with Fiscal Agent	0.00	0.00	0.00	
Investments	5,609,874.09	0.00	5,609,874.09	
Restricted Assets:				
Cash and cash equivalents	0.00	0.00	0.00	
Investments	0.00	0.00	0.00	
TOTAL ASSETS	6,863,840.08	0.00	6,863,840.08	0.00

NET POSITION:				
Restricted For: (See Note ___)				
Road and Bridge Purposes	1,911,350.22		1,911,350.22	
Capital Projects Purposes	1,111,565.63	0.00	1,111,565.63	
Debt Service Purposes	0.00	0.00	0.00	
Permanently Restricted Purposes:				
Expendable	0.00	0.00	0.00	
Non-Expendable	0.00		0.00	
Other Purposes	461,917.25	0.00	461,917.25	
Unrestricted (Deficit)	3,379,006.98	0.00	3,379,006.98	
TOTAL NET POSITION	6,863,840.08	0.00	6,863,840.08	0.00

The notes to the financial statements are an integral part of this statement.

FALL RIVER COUNTY
STATEMENT OF ACTIVITIES - MODIFIED CASH BASIS
For the Year Ended December 31, 2018

Functions/Programs	Expenses	Program Revenues			Net (Expense) Revenue and		Component Units
		Operating Grants and Contributions	Capital Grants and Contributions	Governmental Activities	Primary Government Business-Type Activities	Total	
Primary Government:							
Governmental Activities:							
General Government	1,897,015.45	331,408.16	11,572.59	0.00	(1,554,034.70)	(1,554,034.70)	
Public Safety	1,821,755.10	297,281.80	214,065.16	5,618.05	(1,304,790.09)	(1,304,790.09)	
Public Works	2,097,885.60	30,473.52	1,313,654.93	0.00	(753,757.15)	(753,757.15)	
Health and Welfare	174,959.88	7,895.29	0.00	0.00	(167,064.59)	(167,064.59)	
Culture and Recreation	42,500.00	0.00	0.00	0.00	(42,500.00)	(42,500.00)	
Conservation of Natural Resources	272,823.00	4,938.48	63,368.88	0.00	(204,515.64)	(204,515.64)	
Urban and Economic Development	9,685.00	0.00	0.00	0.00	(9,685.00)	(9,685.00)	
Intergovernmental	15,851.53	0.00	0.00	0.00	(15,851.53)	(15,851.53)	
Payments to Local Education Agencies	42,162.28	0.00	0.00	0.00	(42,162.28)	(42,162.28)	
**Capital Outlay - Unallocated	0.00						
*Interest on Long-Term Debt	121.27				(121.27)	(121.27)	
Total Governmental Activities	6,374,759.11	671,997.25	1,602,661.56	5,618.05	(4,094,482.25)	(4,094,482.25)	
Business-Type Activities:							
Total Business-Type Activities	0.00	0.00	0.00	0.00	0.00	0.00	
Total Primary Government	6,374,759.11	671,997.25	1,602,661.56	5,618.05	(4,094,482.25)	(4,094,482.25)	
Component Units:							0.00
General Revenues:							
Taxes:							
Property Taxes					3,051,183.72	3,051,183.72	
Wheel Tax					108,293.15	108,293.15	
State Shared Revenues					89,224.69	89,224.69	
Grants and Contributions not Restricted to Specific Programs					730,517.71	730,517.71	
Unrestricted Investment Earnings					106,705.35	106,705.35	
Debt Issued					0.00	0.00	
Miscellaneous Revenue					17,040.09	17,040.09	
Special Items					0.00	0.00	
Extraordinary Items					0.00	0.00	
Transfers					0.00	0.00	
Total General Revenues, Special Items, Extraordinary Items and Transfers					4,102,964.71	4,102,964.71	
Change in Net Position					8,482.46	8,482.46	
Net Position - Beginning					6,855,357.62	6,855,357.62	
Adjustments:					0.00	0.00	
Adjusted Net Position - Beginning					6,855,357.62	6,855,357.62	
NET POSITION - ENDING					6,863,840.08	6,863,840.08	

** This amount excludes the capital purchases that are included in the direct expenses of the various functions. (See Note ___)

* The County does not have interest expense related to the functions presented above. This amount includes indirect interest expense on general long-term debt.

The notes to the financial statements are an integral part of this statement.

Statement in typewritten form, showing taxes levied and added, collected and abated, and uncollected for state, county, school, municipalities, townships and other entities covering one year period (taxes levied in 2017, collected in 2018). Show the percentage of tax collected and abated, also the percentage remaining uncollected as of December 31, 2018.

	TOTAL LEVIED & ADDED	%	COLLECTED & ABATED	%	UNPAID TAXES	%
County Taxes (lines 2 of PT 76)	2,790,620.27	100%	2,718,328.98	97	72,291.29	3
Secondary Road Taxes (line 2-10 of PT76)	260,956.73	100%	255,317.42	98	5,639.31	2
Fire Fighting Purposes (34-31-3) (line 2-11 of PT76)	1,060.98	100%	973.79	92	87.19	8
Railroad Authority (49-17A-22,23) (line 2-12 of PT76)		100%				
Airport Authority (*50-6A-24,25) (line 2-13 of PT76)		100%				
School Taxes (line 2-14 of PT76)	5,213,124.72	100%	5,062,545.86	97	150,578.86	3
Civil Township Taxes (lines 2-15 of PT76)	4,551.73	100%	4,551.73	100	-	0
Cities and Town Taxes (line 2-16 of PT76)	1,450,331.64	100%	1,386,579.80	95	63,751.84	5
Sub-District Conservancy District (line 2-17 of PT76)		100%				
Rural Fire Protection Districts-SDCL 34-31A-21) (line 2-18 of PT76)		100%				
Other Entity Tax: (line 2-20 of PT 76) (line 2-20 of PT 76)						
1) Ardmore Rural Fire District	11,275.65	100%	11,262.92	99%	12.73	1%
2) Cascade Rural Fire District	32,190.62	100%	29,538.01	91%	2,652.61	9%
3) Edgemont Rural Fire District	7,910.12	100%	7,844.46	99%	65.66	1%
4) Hot Springs Rural Fire District	57,343.42	100%	56,126.29	97%	1,217.13	3%
5) Minnekahia Rural Fire District	10,856.01	100%	10,635.24	97%	222.77	3%
6) Oelrichs Rural Fire District	11,858.27	100%	11,790.59	99%	67.68	1%
7) Edgemont Ambulance	28,018.21	100%	27,540.73	98%	477.48	2%
8) Hot Springs Ambulance	79,817.78	100%	77,208.10	96%	2,609.68	4%
9) Oelrichs Ambulance	8,778.33	100%	8,749.68	99%	28.65	1%
10) Pineshadow Road District	4,548.54	100%	4,495.15	98%	53.39	2%
11) Cascade Mountain Road District	659.40	100%	619.88	94%	39.52	6%
12) Oral Rural Fire District	16,000.85	100%	15,738.13	98%	262.72	2%
13) Eagle Valley Road District	5,987.58	100%	5,987.70	100%	(0.12)	0%
14) Country Club Road District	7,289.67	100%	7,283.03	99%	6.64	1%
15) Hot Brook Road District	5,265.81	100%	5,107.37	96%	158.44	4%
16) Waters Edge Road District	4,473.11	100%	4,457.29	99%	15.82	1%
17) Cedar Hill Road District	2,974.85	100%	2,952.41	99%	22.44	1%
18) Valley View Road District	1,149.96	100%	1,141.16	99%	8.80	1%
19) Ridge Road District	1,849.39	100%	1,800.19	97%	49.20	3%
20) Smithwick Fire District	18,023.97	100%	17,608.56	97%	415.41	3%
21) Flyway Road District	3,499.38	100%	3,445.85	98%	53.52	2%

SUMMARY OF ALL GENERAL TAXES (Total of all above categories must equal "A" of PT76)									
SPECIAL TAXES:									
Telephone Outside Corporate Limits (line 2-9 of PT 76) (line 2-9 of PT 76)	266.92	100%	57.95	21	208.97	79			
Cascade Road District	3,000.00	100%	2,700.00	90%	300.00	10%			
Pine Shadow Road District	9,130.00	100%	9,020.00	98%	110.00	2%			
Country View Road District	4,400.00	100%	4,000.00	90%	400.00	10%			
Ridge Road District	4,200.00	100%	4,200.00	100%	-	0%			
Valley View Road District	2,200.00	100%	2,100.00	95%	100.00	5%			
Total 1 Year Special Taxes	23,196.92	100%	22,077.95	95%	1,118.97	5%			
Special Assessments - list separately on back of form (line 2-19 of PT 76)	224,457.93	100%	191,803.57	85	32,654.36	15			
TOTAL SPECIAL TAXES	247,654.85	100%	213,881.52	87	33,773.33	13			
TOTAL REAL PROPERTY TAXES									
General + Spec. Taxes (must equal "B" & "G" of PT 76)	10,288,073.84	100%	9,953,511.85	96	334,561.99	4			
Registered Mobile Home Taxes (from PT 6)	10,893.48	100%	10,893.48	100	-	0			

I, Sue Ganje County Auditor of Fall River County, State of South Dakota, do hereby certify that to the best of my knowledge all the foregoing figures are correct, and that they show the true amount of taxes levied, collected and uncollected for the year 2018 for state, county, cities, townships, school districts and other entities in said county.

Dated this 6th day of February, 2019


County Auditor


Special Assessments (Please specify Special Assessment)	TOTAL LEVIED & ADDED	%	COLLECTED & ABATED	%	UNPAID TAXES	%
1) 2130 2011-1 Street 2011-1 Street; Back Nine	58639.08	100%	52299.72	89	6339.36	11
2) 2131 017-1 Street 2017-1 Street; Boulder Falls	165818.85	100%	139503.85	84	26315	16
3)		100%				
4)		100%				
5)		100%				
6)		100%				
7)		100%				
8)		100%				

FALL RIVER COUNTY
2018 YEAR ENDING

Please list all accounts of bonded indebtedness against any taxing entities in your county.

TAXING ENTITY	AMOUNT	*REMAINING INDEBTEDNESS	DATE ISSUED	YEAR OF MATURITY	LEVY
None	_____	_____	_____	_____	_____
_____	_____	_____	_____	_____	_____
_____	_____	_____	_____	_____	_____
_____	_____	_____	_____	_____	_____
_____	_____	_____	_____	_____	_____
_____	_____	_____	_____	_____	_____
_____	_____	_____	_____	_____	_____
_____	_____	_____	_____	_____	_____
_____	_____	_____	_____	_____	_____
_____	_____	_____	_____	_____	_____
_____	_____	_____	_____	_____	_____
_____	_____	_____	_____	_____	_____
_____	_____	_____	_____	_____	_____
_____	_____	_____	_____	_____	_____
_____	_____	_____	_____	_____	_____
_____	_____	_____	_____	_____	_____
_____	_____	_____	_____	_____	_____
_____	_____	_____	_____	_____	_____
_____	_____	_____	_____	_____	_____
_____	_____	_____	_____	_____	_____

*Interest should not be included, give only face value of bonds.


COUNTY AUDITOR

REPORT OF MUNICIPALITIES

FALL RIVER COUNTY

2018 YEAR

PT 91 (1/2003)

Please let Auditor's office know if interested ASAP

YOU ARE CORDIALLY INVITED TO

Fire & Ice

Benefiting the Seventh Circuit CASA Program

The goal of the CASA Program is to have a "voice" in court for every child who needs one.

Don't Miss Your Chance to Win a 1 Carat Diamond Donated by Riddle's Jewelry


Saturday, April 6th, 2019 at 5:30pm

Holiday Inn Rapid City - Rushmore Plaza

Tickets: \$75 each ~ \$750 Corporate Table of Ten

Please RSVP before April 1, 2019

Anne at 605.394.2203 OR casaofrapidcity.org OR enclosed RSVP card



Register and pay online at casaofrapidcity.org OR call Anne at 605.394.2203 OR return this card by April 1, 2019 to: Seventh Circuit CASA Program, 2650 Jackson Blvd., Rapid City, SD 57702

TICKETS

- Ticket(s) at \$75 per person
- Corporate Table(s) at \$750 per table (Seats 10). Please include a list of those attending on the back of this card.
- I cannot attend but wish to support the Seventh Circuit CASA Program. Enclosed is my donation of \$_____

PAYMENT METHOD

- Check Enclosed
- Visa Mastercard AmEx Discover
- Credit Card #: _____
- Name: _____
- Address: _____
- City: _____ State: _____ Zip: _____
- Phone: _____
- Email: _____
- Signature: _____

DINNER CHOICES

Please indicate choices on the back of this card.

Party Name: _____

- Pecan Crusted Chicken
- London Broil
- Portabella Mushroom Ravioli

Entrees include salad, rolls and butter, and bruschetta with shaved carrots

