



2727 N Plaza Dr.
Rapid City, SD 57702

Phone 605-348-6529 Fax 605-342-1160

Quote

No.: **61454**

Date: 4/22/2019

Prepared for:

Lyle Jensen (605) 890-0372
Fall River County Auditor
906 N River Street
Hot Springs, SD 57747 U.S.A.

Account No.: 1889
Phone: (605) 745-5145
Fax: (605) 745-3530

Qty	Description	UOM	Sell	Total
5	Fujitsu Esprimo Q558, i5-8400T, 8GB RAM, 256GB SSD, DVD-RW, Windows 10 Pro x64	EA	\$738.89	\$3,694.45
5.00	Microsoft Office 365 Business - Subscription License - 1 User - Monthly	EA	\$8.25	\$41.25

1) AUD (approved 5/7)
2) DOE (1 approved 5/7)
2) ROD

Your Price: \$3,735.70

Total: \$3,735.70

Prices are firm until 5/6/2019

Prepared by: Eric Eisenbraun, ericeisenbraun@goldenwest.com

Date: 4/22/2019

Accepted by: _____ Date: _____

Disclaimer

Unless otherwise specified, all labor is charged on a time and materials basis. Any additional service charge or travel will apply. Any quoted cable runs assume that there is an available cable pathway; if not, additional charges may apply. Applicable taxes and/or additional freight charges may be added on to the invoice. Terms: 30% down payment required for sales of \$ 5,000.00 or more, with the balance due Net 15 days of invoicing.

FALL RIVER COUNTY APPROVED MINUTES OF MAY 7, 2019

The Fall River Board of County Commissioners met in regular session on May 7, 2019. Present: Joe Allen, Joe Falkenburg, Paul Nabholz, Deb Russell and Sue Ganje, Auditor. Ann Abbott was absent.

The Pledge of Allegiance was given and the meeting called to order at 9:00 a.m.

The agenda was reviewed for conflicts; none were noted. ALL MOTIONS RECORDED IN THESE MINUTES WERE PASSED BY UNANIMOUS VOTE, UNLESS OTHERWISE STATED.

Motion made by Nabholz, seconded by Russell, to approve the agenda, with the amendment to move the jail tour to the end of the meeting.

Motion made by Nabholz, seconded by Russell, to approve the April 16, 2019 minutes and the April 16, 2019 Consolidated Board of Equalization minutes.

Motion made by Nabholz, seconded by Russell, to approve the auditor's account with the treasurer as follows:

AUDITOR'S ACCOUNT WITH THE COUNTY TREASURER

TO THE HONORABLE BOARD OF COUNTY COMMISSIONERS OF FALL RIVER COUNTY:

I hereby submit the following report of my examination of the cash and cash items in the hands of the County Treasurer of this County on this 31st day of March, 2019.

Total Amt of Deposit in First Interstate Bank:	<u>\$564,625.53</u>
--	---------------------

Total Amt of Deposit in First National Bank of Lead:	<u>\$1,000.00</u>
--	-------------------

Total Amount of Cash:	<u>\$2,761.76</u>
-----------------------	-------------------

Total Amount of Treasurer's Change Fund:	<u>\$900.00</u>
--	-----------------

Total Amount of Checks in Treasurer's

Possession Not Exceeding Three Days:	<u>\$147,005.00</u>
--------------------------------------	---------------------

SAVINGS:

First Interstate Bank:	<u>\$202,692.91</u>
------------------------	---------------------

First National Bank of Lead:	<u>\$1,025,384.54</u>
------------------------------	-----------------------

CERTIFICATES OF DEPOSIT:

First Interstate-Hot Springs:	<u>\$3,553,492.10</u>
Black Hills Federal Credit Union:	<u>\$250,000.00</u>
Bank of the West	<u>\$525,542.47</u>
Schwab Treasury	<u>\$1,300,000.00</u>

Itemized list of all items, checks and drafts that have been in the Treasurer's possession over three days:

Register of Deeds Change Fund: \$500.00
Highway Petty Cash: \$20.00
Election Petty Cash: \$15.00

RETURNED CHECKS:

Baker, David	\$300.00, Lic 09/10/2018
Bayan, Fritchie	\$957.52, Lic 08/24/2018
Riech, Dana	\$1,877.78, Lic 11/19/2018

TOTAL \$7,557,074.61

Dated This 31st Day of March, 2019.

/s/Sue Ganje, County Auditor of Fall River County

County Monies: \$6,946,468.27
Held for other Entities: \$496,381.70
Held in Trust: \$134,224.64
TOTAL: \$7,557,074.61

The Above Balance Reflects County Monies, Monies Held in Trust, and Monies Collected for and to be remitted to Other ENTITIES: SCHOOLS, TOWNS, TOWNSHIPS, FIRE, AMBULANCE AND ROAD DISTRICTS, AND THE STATE.

Motion made by Russell, seconded by Allen, to approve the appointment of Russell Sanders to Oral Fire District Board of Directors, as per SDCL 34-31A-15.1.

Motion made by Russell, seconded by Nabholz, to approve setting a hearing for a vacation of plat for Jerald and Melissa Stearns on May 21, 2019 at 9:35 a.m.

Motion made by Nabholz, seconded by Russell, to approve pay raises for Justine LeBar (Director of Equalization) effective May 1, 2019 from \$11.00 to \$12.00 (2080 hours); Anna Maciejewski (Treasurer) effective April 29, 2019 from \$11.36 to \$12.41 (4060 hours); Fred Schubbel (Highway) effective May 1, 2019 from \$15.05 to \$16.05, all as per union contract.

Motion made by Russell, seconded by Nabholz, to approve the purchase of a computer for the Auditor's office from Golden West Technologies in the amount of \$747.14.

There were no applications for county assistance/burials or YouTube comments.

The board questioned and discussion was held on the large amount for court appointed attorney fees with State's Attorney Ahrendt.

Barb Cline, Prairie Hills Transit, met with the board. Discussion was held on the Prairie Hills Transit 2020 budget request and a local cash match to purchase a bus site. The board will discuss this more during the budget time period.

Frank Maynard, Emergency Management, met with the board to request a temporary or part time employee for a 90 day period. A new work plan is in place and there are increased requirements with the State and Local Agreement (SLA). More discussion will be held at the next meeting.

Maynard also discussed the Pre-Disaster Mitigation (PDM) and Local Emergency Operation Plan (LEOP). The PDM plan is just getting underway and the LEOP plan is to verify resources and responsibilities during an event. Maynard also updated the board on fires and incidents.

Sheriff Evans met with the board. Motion by Nabholz, seconded by Allen, to approve the hire of Anthony Otteson, Jailer, \$12.50 per hour effective April 22, 2019, as per union contract.

Stacey Martin, GIS, met with the board, and explained the difference between census tracts and census block groups, and request for support from other organizations to change block groups. Motion made by Russell, seconded by Allen, to send a letter of support to the census bureau to change blocks groups, and authorize the chairman to sign. With Nabholz voting no, all others voting yes, motion carries.

Martin and Lyle Jensen, Building Supervisor, met with the board to discuss needed upgrades and computer purchases for machines currently running Windows 7 operating systems or prior. That software will no longer be supported as of 1-14-20. This will be for the 2020 budget. More discussion will be held during budget hearings.

Sue Ganje, Auditor, met with the board. Motion made by Nabholz, seconded by Allen, to approve a Postage Machine lease with Midwest Connect for 60 months, IN700 machine, for a total of \$15,216.00.

Susie Hayes, Director of Equalization, met with the board. Motion made by Nabholz, seconded by Russell, to approve the purchase of a computer from Golden West Technologies in the amount of \$747.14, plus an additional amount for 2 monitors and possible cables.

Motion made by Allen, seconded by Russell, to approve hiring Kennadi Krycki, \$11.00 per hour, effective April 29, 2019 as per union contract.

Motion made by Nabholz, seconded by Allen to approve travel for Hayes, Caitlin Turner and Justine LeBar, June 26 and June 27, 2019 for Vanguard User Group Meeting in Oacoma and approve travel for Hayes and Turner, August 19 through August 23, 2019 for the SDAAO Annual Assessor School in Pierre.

Motion made by Russell, seconded by Allen, to approve the bills as follows:

GENERAL FUND

FIDELITY SEC. LIFE INS CO	EYE INSURANCE	\$88.23
AMERICAN FAMILY ASSURANCE	AMERICAN FAMILY ASSURANCE	\$596.32
AUDRA HILL CONSULTING,INC	MI/CONSULTING	\$327.43
A'VIANDS LLC	INMATE FOOD/SUPPLY	\$6,457.44
BARNYARD VETERINARY SERVICE	ANIMAL BOARDING	\$325.76
BAUERKEMPERS INC	PARTS/REPAIR	\$575.39
BEESLEY LAW OFFICE	CAAF	\$4,069.81
BLACK HILLS CHEMICAL	SUPPLY	\$625.21
BRUMBAUGH & QUANDAH, P.C.	GARNISHMENT	\$36.36
BLACK HILLS ENERGY	UTILITY POWER ELECTRIC	\$3,479.33
BOSTON MUTUAL LIFE INS CO	LIFE INSURANCE	\$32.76
BUILDER'S FIRST SOURCE	SUPPLY	\$161.59
CARDMEMBER SERVICE	CARDMEMBER SERVICE	\$2,454.25
CENTURY BUSINESS LEASING	COPIER LEASE & USAGE	\$1,133.29
CHEYENNE SANITATION	SANITATION COLLECTION	\$371.73
COLBATH, ANGELA M	CAAF	\$2,118.30
CORRECT RX PHARMACY SERV.	INMATE PHARMACY	\$515.99
CULLIGAN SOFT WATER	RENTAL/SUPPLY	\$296.00
DELTA DENTAL PLAN OF SD	DELTA DENTAL	\$2,402.60
DEMERSSEMAN JENSEN	CAAF	\$3,720.40
EFTPS	PAYROLL TAXES	\$30,555.25
EDGEMONT SENIOR MEALS	BUDGETED ALLOTMENT	\$2,500.00
EDGEMONT SENIOR CITIZENS	BUDGETED ALLOTMENT	\$3,000.00
EN-TECH LLC	FUMIGATION	\$410.00
ENVIRONMENTAL PRODUCTS	SUPPLY	\$194.76
EXECUTIVE MGMT FINANCE	BIT NETWORK FEES	\$128.75
EXPRESS COLLECTIONS, INC.	GARNISHMENT	\$425.77
DUDE SOLUTIONS	GIS SUPPORT CONTRACT	\$253.31
FALL RIVER CLINIC	INMATE MEDICAL	\$146.00
FALL RIVER COUNTY SHERIFF	TAX DEED NOTICE SERVICE	\$22.50
FARRELL, FARRELL & GINSBACH	CAAF	\$5,021.89
FR SOIL CONSERVATION DIST	BUDGETED ALLOTMENT	\$20,000.00
4-H LEADERS ASSOCIATION	2019 FAIR/4-H ACHIEVEMENT	\$2,900.00
FALL RIVER COUNTY HERALD	PUBLICATION	\$547.99
FR COUNTY TREASURER	FIRST INTERSTATE/NSF CHECK FEE	\$77.05
GOLDEN WEST TECHNOLOGIES	SERVICE/NETWORK	\$4,583.40
GOLDEN WEST	PHONE BILL/LONG DISTANCE	\$1,349.98
HEAVY HIGHWAY FRINGE	INSURANCE FEES	\$570.00
HILLYARD/SIOUX FALLS	SUPPLY	\$130.00
HOT SPRINGS ACE HARDWARE	SUPPLY	\$694.56
HOT SPRINGS AMBULANCE	FIRST AID COURSE	\$120.00
HOT SPRINGS AUTOMOTIVE	SUPPLY	\$132.94
CITY OF HOT SPRINGS	CITY WATER BILL	\$526.81

HOT SPRINGS MEAL SITE	BUDGETED ALLOTMENT	\$2,800.00
IOWA LABORERS DISTRICT	HEALTH INSURANCE	\$18,650.00
JOHNSON, KIMBERLY K	COURT REPORTER	\$50.40
KARPEL SOLUTIONS	ANNUAL SOFTWARE MAINTENANCE	\$1,530.00
LIUNA LABORERS LOCAL 620	UNION DUES	\$300.00
MARCO	COPIER LEASE	\$165.00
MASTEL, BRUCE	DATABASE SETUP AND MONITORING	\$35.00
MCGLUMPHY, ERIN	REIMBURSEMENT	\$460.47
MESA COUNTY SHERIFF	TAX DEED SERVED	\$85.00
MICROFILM IMAGING SYSTEMS	SCANNING EQUIP LEASE	\$202.50
NATIONWIDE RETIREMENT SOL	NATIONWIDE RETIREMENT	\$29.42
NEW YORK LIFE INSURANCE	NEW YORK LIFE INSURANCE	\$65.00
NORTON'S SINCLAIR	AUTO REPAIR	\$874.22
NORTON, TINA	CONTRACT NURSE INMATE	\$1,150.00
CHILD SUPPORT PAYMENT CNT	CHILD SUPPORT	\$1,195.00
O'NEILL, JUSTIN	CAAF	\$3,689.96
RESERVE ACCOUNT	POSTAGE PITNEY BOWES	\$746.00
PRAIRIE HILLS TRANSIT	BUDGETED ALLOTMENT	\$13,000.00
QUILL CORPORATION	OFFICE SUPPLIES	\$418.37
RAPID CITY JOURNAL (THE)	ADVERTISING/PROCEEDINGS	\$664.44
RAPID CITY REGIONAL	INMATE MEDICAL/MI MEDICAL	\$2,632.36
REGIONAL HEALTH	MORGUE FEES	\$922.00
SAM'S CLUB	MEMBERSHIP	\$47.93
SOUTH DAKOTA ST TREASURER	SALES TAX	\$89.75
SDACC	CATASTROPHIC LEGAL/ANNUAL COUNTY POOR RELIEF	\$2,385.00
SD DEPARTMENT OF HEALTH	BLOOD DRAWS	\$630.00
SD DEPT OF REVENUE	AUTO/MI STATE REMITT	\$660.00
SD RETIREMENT SYSTEM	SDRS CONTRIBUTION	\$15,590.10
SERVALL	RUG/UNIFORM SERVICE	\$570.53
SONNY'S SUPER FOODS	SUPPLY	\$25.94
SD SUPPLEMENT RETIREMENT	SDRS SUP RETIREMENT	\$1,300.00
STEVENS AUTOMOTIVE	CAR MAINTANCENCE	\$63.07
NORTON, MIKAYLA	INMATE BLOOD DRAWS	\$300.00
TRUGREEN COMMERCIAL	SERVICE	\$40.23
ELECTRICAL ENGINEERING	GENERATOR REPAIR	\$412.05
UNITED WAY BLACK HILLS	UNITED WAY DONATION	\$37.00
VERIZON WIRELESS	CELLPHONE PLAN	\$644.44
WATCHGUARD VIDEO	SHERIFF VEHICLE EQUIPMENT	\$5,095.00
WESTERN SD JUV SERV CTR	JUVENILE CENTER	\$2,600.00
YANKTON CO. SHERIFF	CIVIL PAPERS SERVED	\$50.00
BEHRENS, DONNA	MILEAGE REIMBURSEMENT	\$27.30
WITNESS	WITNESS FEE	\$412.62
COMMISSIONERS	APRIL SALARIES	\$4,100.00
AUDITOR'S OFFICE	APRIL SALARIES	\$12,260.90

AUDITOR'S OFFICE	OVERTIME	\$23.31
TREASURER'S OFFICE	APRIL SALARIES	\$12,124.55
TREASURER'S OFFICE	OVERTIME	\$9.94
STATE'S ATTORNEY'S OFFICE	APRIL SALARIES	\$10,654.84
STATE'S ATTORNEY'S OFFICE	OVERTIME	\$337.46
MAINTENANCE	APRIL SALARIES	\$9,615.28
ASSESSOR'S OFFICE	APRIL SALARIES	\$12,425.81
ASSESSOR'S OFFICE	OVERTIME	\$107.02
REGISTER OF DEED'S OFFICE	APRIL SALARIES	\$8,620.73
VETERAN'S SERVICE OFFICE	APRIL SALARIES	\$3,426.68
GIS OFFICE	APRIL SALARIES	\$3,373.47
SHERIFF	APRIL SALARIES	\$28,273.84
SHERIFF	OVERTIME	\$3,468.13
JAIL	APRIL SALARIES	\$14,577.08
JAIL	OVERTIME	\$2,312.79
CORONER	APRIL SALARIES	\$900.00
NURSE	APRIL SALARIES	\$3,428.88
EXTENSION OFFICE	APRIL SALARIES	\$3,328.16
EXTENSION OFFICE	OVERTIME	\$35.46
WEED & PEST OFFICE	APRIL SALARIES	\$4,078.76
	TOTAL FOR GENERAL FUND	\$322,208.34

COUNTY ROAD & BRIDGE

A & B WELDING SUPPLY CO.	WELDING SUPPLIES/LEASE	\$981.52
ADVANCED DRUG TESTING	RANDOM DRUG TESTING	\$52.00
FIDELITY SEC. LIFE INS CO	EYE INSURANCE	\$48.60
AMERICAN FAMILY ASSURANCE	AMERICAN FAMILY ASSURANCE	\$375.48
BLACK HILLS ENERGY	UTILITY POWER ELECTRIC	\$676.58
BROSZ ENGINEERING, INC.	ENGINEERING	\$9,272.50
BUILDER'S FIRST SOURCE	SUPPLY	\$38.86
BUTLER MACHINERY CO	SUPPLIES/REPAIRS	\$5,377.22
CARDMEMBER SERVICE	CARDMEMBER SERVICE	\$236.04
CHEYENNE SANITATION	SANITATION COLLECTION	\$74.00
CITY OF EDGEMONT	CITY OF EDGEMONT WATER	\$80.60
DALE'S TIRE & RETREADING	TIRE PARTS/SUPPLY	\$987.90
DELTA DENTAL PLAN OF SD	DELTA DENTAL	\$444.95
DO-ALL EXCAVATION LLC	DOZER WORK	\$6,395.40
EDDIE'S TRUCK SALES	REPAIRS/PARTS	\$118.43
EFTPS	PAYROLL TAXES	\$8,326.16
FALL RIVER AUTO SUPPLY	AUTO PARTS/REPAIR	\$45.24
FORWARD DISTRIBUTING	SUPPLIES/PARTS	\$58.85
GOLDEN WEST	PHONE BILL/LONG DISTANCE	\$249.93
HEAVY HIGHWAY FRINGE	INSURANCE FEES	\$150.00
HOT SPRINGS ACE HARDWARE	SUPPLY	\$240.62
HOT SPRINGS AUTOMOTIVE	AUTO SUPPLY PARTS	\$184.77

CITY OF HOT SPRINGS	CITY WATER BILL	\$19.89
RICOH USA INC	CONTRACT SERVICE	\$75.00
IOWA LABORERS DISTRICT	HEALTH INSURANCE	\$4,211.00
LIUNA LABORERS LOCAL 620	UNION DUES	\$125.00
LAMB CHEVROLET & IMPLEMENT	NEW HWY PICKUP TRUCK	\$58,234.00
LAWSON PRODUCTS	SUPPLY	\$35.56
NATIONWIDE RETIREMENT SOL	NATIONWIDE RETIREMENT	\$50.00
QUALITY REAL ESTATE INC	FLOODING MITIGATION	\$7,584.60
SD DEPT OF REV & REG.	NEW HWY PICKUP TRUCK	\$42.40
SD FEDERAL PROPERTY AG	SUPPLY	\$11.50
SD RETIREMENT SYSTEM	SDRS CONTRIBUTION	\$4,446.18
HIGHWAY DEPARTMENT	APRIL SALARIES	\$34,340.58
HIGHWAY DEPARTMENT	OVERTIME	\$2,710.73
	TOTAL FOR COUNTY ROAD AND BRIDGE	\$146,302.09
911 SURCHARGE REIMBURSEMENT		
FIDELITY SEC. LIFE INS CO	EYE INSURANCE	\$12.50
CARDMEMBER SERVICE	CARDMEMBER SERVICE	\$26.18
CENTURY BUSINESS LEASING	COPIER LEASE & USAGE	\$51.14
CREDIT COLLECTIONS BUREAU	COLLECTIONS	\$302.86
DELTA DENTAL PLAN OF SD	DELTA DENTAL	\$405.20
EFTPS	PAYROLL TAXES	\$3,964.06
GOLDEN WEST	PHONE BILL/LONG DISTANCE	\$747.20
HEAVY HIGHWAY FRINGE	INSURANCE FEES	\$75.00
HOT SPRINGS AMBULANCE	FIRST AID COURSE	\$40.00
IOWA LABORERS DISTRICT	HEALTH INSURANCE	\$1,760.00
LIUNA LABORERS LOCAL 620	UNION DUES	\$25.00
PORTFOLIO RECOVERY ASSOC.	GARNISHMENT	\$207.25
SD RETIREMENT SYSTEM	SDRS CONTRIBUTION	\$2,053.24
VERIZON WIRELESS	CELLPHONE PLAN	\$44.11
DISPATCH	APRIL SALARIES	\$16,506.93
DISPATCH	OVERTIME	\$635.84
	TOTAL FOR 911 SURCHARGE REIMBURSEMENT	\$26,856.51
EMERGENCY MANAGEMENT		
CARDMEMBER SERVICE	CARDMEMBER SERVICE	\$207.65
EFTPS	PAYROLL TAXES	\$1,446.10
GOLDEN WEST	PHONE BILL/LONG DISTANCE	\$151.16
HOT SPRINGS ACE HARDWARE	SUPPLY	\$40.49
MARCO	COPIER LEASE	\$34.05
SD RETIREMENT SYSTEM	SDRS CONTRIBUTION	\$613.72
VERIZON WIRELESS	CELLPHONE PLAN	\$88.22
FR EMERGENCY MANAGEMENT	APRIL SALARIES	\$5,658.72
	TOTAL FOR EMERGENCY MANAGEMENT	\$8,240.11
24/7 SOBRIETY FUND		
EFTPS	PAYROLL TAXES	\$284.67

ORIGIN DIAGNOSTICS LLC	SUPPLY	\$2,080.00
24/7 OFFICE	APRIL SALARIES	\$1,706.25
	TOTAL FOR 24/7 SOBRIETY FUND	\$4,070.92
COURTHOUSE BUILDING FUND		
STATE SUPPLY	BUILDING REPAIRS	\$2,308.21
ELECTRICAL ENGINEERING	GENERATOR REPAIR	\$413.64
	TOTAL FOR COURTHOUSE BUILDING FUND	\$2,721.85
	TOTAL PAID BETWEEN 4/17/19 AND 5/7/19	\$506,328.90

Break was taken at 10:05 a.m. and the meeting reconvened at 10:10 a.m.

Mike McNeill, District Ranger US Forest Service, met with the board to advise them of new oil well activity on Moss Agate Road. McNeill stated there will be no seismic activity in 2019 and he will be retiring in December.

Public comment was heard from Dusty Pence, voicing concerns about the bridge at Ardmore, spoke of Prairie Hills Transit and gave support for employees carrying guns in the courthouse.

Randy Seiler, Highway Superintendent, met with the board. Motion made by Nabholz, seconded by Russell, to approve the April 2019 fuel used or work performed to reimburse the highway department as follows: Sheriff's Department for \$2,597.56; Weed for \$298.94; Building for \$38.11; and Emergency Management for \$60.00.

Seiler gave quotes from Brosz Engineering for the Ardmore Bridge as follows: Box culverts, \$480,000.00; corrugated metal with flowable concrete fill, \$200,000 to \$300,000.

Kelli Rhoe, Treasurer, met with the board and presented a power point on tax deeds that have been taken by the county.

Troy Goettsch did not meet with the board. Nabholz spoke briefly at that time on tax liens and increased county interest revenue with the moratorium.

Cristen Stewart met with the board to request a letter of support and explained the process they are going through with the US Board of Geographic Names to change a name of their lake. Motion made by Russell, seconded by Falkenburg, to write a letter of support to change the name of Larive Lake to Hidden Lake. With Nabholz voting no, all others voting yes, motion carries,

Dan Gardner, Lake View Ridge LLC, met with the board. Motion made by Russell, seconded by Nabholz, to approve the following resolution:

FALL RIVER COUNTY RESOLUTION #2019-14

Plat of Lot A, Lot B, Lot C, Lot D, Lot E, Lot F, Lot G, Lot H, Lot J, and Lot K of Block 5 of Angostura Heights Subdivision, located in the E1/2SW1/4 of Section 34, Township 8 South, Range 6 East of the Black Hills Meridian, Fall River County South Dakota.

WHEREAS there has been presented to the Board of Commissioners of Fall River County, South Dakota, the within plat of the above described lands, and it appearing to the Board that:

- a. The system of roads conforms to the system of roads of existing plats and Section lines of the County,
- b. Adequate provision is made for access to adjacent unplatted lands by public dedication or physically accessible section line,
- c. All provisions of the County Subdivision Regulations have been complied with,
- d. All taxes and special assessments upon the property have been fully paid, and
- e. The plat and survey have been lawfully executed,

NOW THEREFORE, BE IT RESOLVED that said plat is hereby approved in all respects.

Dated this 7th day of May, 2019.

ATTEST:

/s/Sue Ganje

Fall River County Auditor

/s/Joe Falkenburg

Fall River County Board of Commissioners

Dustin Ross, Andersen Engineers, met with the board. Motion made by Allen, seconded by Nabholz, to approve the following resolution:

FALL RIVER COUNTY RESOLUTION #2019-15

A plat of Lot 6 of Valley View Heights Subdivision, Located in the SE1/4SW1/4 of Section 19, T7S, R6E, BHM, Fall River County, South Dakota

WHEREAS, there has been presented to the County Commissioners of Fall River County, South Dakota, the within plat of the above described lands, and it appearing to this Board that the system of streets conforms to the system of streets of existing plats and section lines of the county; adequate provision is made for access to adjacent unplatted lands by public dedication or section line when physically accessible; all provisions of the county subdivision regulations have been complied with; all taxes and special assessments upon the property have been fully paid; and the plat and survey have been lawfully executed; now and therefore,

BE IT RESOLVED that said plat is hereby approved in all respects.

Dated this 2nd day of April, 2019.

ATTEST:

/s/Sue Ganje

Fall River County Auditor

/s/Joe Falkenburg

Fall River County Board of Commissioners

Motion made by Allen, seconded by Russell, to approve the following resolution:

FALL RIVER COUNTY RESOLUTION #2019-16

**A plat of Carl Tract & Bryon Tract of Hoffner Subdivision, Located in the NE1/4NE1/4
Section 17, T8S, R5E, BHM, Fall River County, South Dakota Formally N 500' of Lot 1**

WHEREAS, there has been presented to the County Commissioners of Fall River County, South Dakota, the within plat of the above described lands, and it appearing to this Board that the system of streets conforms to the system of streets of existing plats and section lines of the county; adequate provision is made for access to adjacent unplatted lands by public dedication or section line when physically accessible; all provisions of the county subdivision regulations have been complied with; all taxes and special assessments upon the property have been fully paid; and the plat and survey have been lawfully executed; now and therefore,

BE IT RESOLVED that said plat is hereby approved in all respects.

Dated this 2nd day of April, 2019.

ATTEST:

/s/Sue Ganje

Fall River County Auditor

/s/Joe Falkenburg

Fall River County Board of Commissioners

Paul Nabholz, Commissioner, met with the board. Discussion was held on correspondence with the judge on employees' rights to carry in the courthouse and the Ardmore Bridge failure. Motion made by Nabholz to have the inspection firm provide a written report. Motion dies for a lack of a second.

Break was taken at 11:10 a.m. and the meeting resumed at 11:15 a.m.

Motion made by Nabholz, seconded by Russell, to enter into executive session, for personnel and legal purposes as per SDCL 1-25-2 (1) and SDCL 1-25-2(3) with State's Attorney Ahrendt and Sheriff Evans, at 11:15 a.m.

Meeting resumed at 11:35 a.m.

Motion made by Nabholz, seconded by Russell, to adjourn at 11:36 a.m.

/s/ Joe Falkenburg

Joe Falkenburg, Chairman

Board of Fall River County Commissioners

ATTEST:

/s/ Sue Ganje

Sue Ganje, Fall River County Auditor

ABSTRACT RECAPS - FALL RIVER COUNTY

VALUE TYPE	2014	2015	2016	2017	2018	2019
Reappraisal	14,457,242	39,153,951	18,625,479	23,740,657	21,808,164	40,901,850
Growth (+)	3,108,837	7,301,867	6,196,165	9,077,405	8,547,556	12,378,965
County Board Value	481,729,231	527,985,979	552,807,623	585,625,685	615,981,405	669,262,220
Factors - AG / NA	0.85 / 0.919	0.85 / 0.903	0.872 / 0.901	0.85 / 0.908	0.85 / 0.903	0.85 / 0.904
Factored Values	432,694,656	468,576,060	493,403,560	521,455,160	546,901,350	595,677,260
Factored Taxable Increase	24,115,736	35,881,404	24,827,500	28,051,600	25,446,190	48,775,910
Factored Exemptions:						
Exempt Programs (-)	7,851,139	8,575,520	9,049,550	9,780,930	10,304,000	11,215,570
Discretionary (-)	2,845,575	2,708,180	4,350,500	6,168,120	6,466,690	6,936,020
Total Exemptions (-)	10,696,714	11,283,700	13,400,050	15,949,050	16,770,690	18,151,590
Net Taxable Factored Incr	13,419,022	24,597,704	11,427,450	12,102,550	8,675,500	30,624,320
Factored Growth (+)	2,857,080	6,718,110	5,582,635	8,222,970	7,688,415	11,175,720
(All Discretionary Numbers are Factored)						
DISCR TYPE:	2014	2015	2016	2017	2018	2019
AG Discr	797,490	890,970	1,491,970	1,573,980	1,514,430	1,843,980
Commercial Discr	2,037,480	1,810,520	2,858,530	4,588,420	4,916,070	5,057,370
Edgemont Discr	10,605	6,690	0	5,720	36,190	34,670
Total Discretionary	2,845,575	2,708,180	4,350,500	6,168,120	6,466,690	6,936,020
					* REVISED *	

4/19/19	FALL RIVER COUNTY	3+ YEAR BUDGET WORKSHEET				DIR. OF EQUAL. (FR)	AS OF APRIL	19 YTD		LPBUDM	PAGE
ACCOUNT DESCRIPTION	GL#	16 ACTUAL	17 ACTUAL	18 ACTUAL	3-YEAR AVERAGE	19 BUDGET	19 YTD ACTUAL	%	20 REQUESTED	20 APPROVED	
4110.162 D.O.E. SAL	10100X4110162	144,053.81	149,431.40	152,377.83	148,621.01	159,202.00	39,184.33	25			
4120.162 DIR OF EQUAL SOC SEC	10100X4120162	11,020.12	10,894.34	10,788.19	10,900.88	12,179.00	2,811.44	23			
4130.162 D.O.E. RETIREMENT	10100X4130162	7,671.55	8,965.93	9,092.06	8,576.51	9,553.00	2,351.05	25			
4140.162 WORKMAN'S COMP	10100X4140162	2,230.73	2,383.06	1,865.65	2,159.81	2,384.00	.00				
4150.162 D.O.E. HEALTH INS	10100X4150162	11,355.00	12,619.50	13,578.50	12,517.67	13,248.00	3,303.00	25			
BLUE CROSS DEDUCTIBLE	10100X4151162	.00	.00	.00	.00	.00	.00				
4160.162 UNEMPLOYMENT	10100X4160162	2,360.00	4,896.00	.00	2,418.67	.00	.00				
4180.162 D.O.E.DENTAL INS	10100X4180162	1,294.40	1,456.20	1,537.10	1,429.23	1,456.00	364.05	25			
ACCOUNT TYPE TOTALS	41	179,985.61	190,646.43	189,239.33	186,623.79	198,022.00	48,013.87	24			
4210.162 INSURANCE	10100X4210162	508.98	630.89	482.48	540.78	1,100.00	.00				
4220.162 APPRAISAL & FIELD WOR	10100X4220162	8,241.31	.00	490.40	2,910.57	400.00	.00				
4230.162 D.O.E. PUBLISHING	10100X4230162	603.35	704.18	763.86	690.46	800.00	337.14	42			
4241.162 POSTAGE LEASE	10100X4241162	3,038.81	453.08	474.08	1,321.99	500.00	120.27	24			
4260.162 D.O.E. SUPPLIES	10100X4260162	1,125.64	1,457.36	1,842.70	1,475.23	1,500.00	578.96	39			
APPRAISAL SUPPLIES (NOT USED)	10100X4261162	.00	.00	.00	.00	.00	.00				
4263.162 D.O.E. LEASE	10100X4263162	2,819.82	2,728.59	2,743.33	2,763.91	3,000.00	768.89	26			

Auditor to complete (see staff copy)

6000
800
600
1500
3000

*

0

4/19/19	FALL RIVER COUNTY	3+ YEAR BUDGET WORKSHEET				DIR. OF EQUAL.	(FR)	AS OF APRIL	19	LBUDW	PAGE
ACCOUNT DESCRIPTION	GL#	16 ACTUAL	17 ACTUAL	18 ACTUAL	3-YEAR AVERAGE	19 BUDGET	19 YTD ACTUAL	%	20 REQUESTED	20 APPROVED	
4265.162 POSTAGE SUPPLY	10100X4265162	373.45	2,114.55	2,364.99	1,617.66	2,500.00	2,289.50	92	2600		
4270.162 D.O.E. TRAVEL & EDUCA	10100X4270162	5,028.17	5,016.33	5,513.42	5,185.97	5,050.00	522.13	10	9115		
4272.162 D.O.E. CAR MAINTENANC	10100X4272162	198.00	1,111.17	252.93	520.70	1,000.00	.00		1000		
4280.162 D.O.E. PHONE	10100X4280162	3,850.98	5,103.45	4,195.21	4,383.21	1,500.00	443.19	30	1500 *		
ACCOUNT TYPE TOTALS	42	25,788.51	19,319.60	19,123.40	21,410.50	17,350.00	5,060.08	29			
4340.162 D.O.E. OFFICE EQUIP & 10100X4340162		12,433.88	11,347.09	12,254.96	12,011.98	10,200.00	8,450.00	83	15000 *		
ACCOUNT TYPE TOTALS	43	12,433.88	11,347.09	12,254.96	12,011.98	10,200.00	8,450.00	83			
FUND TOTALS	10100	218,208.00	221,313.12	220,617.69	220,046.27	225,572.00	61,523.95	27			
DEPT TOTALS	162	218,208.00	221,313.12	220,617.69	220,046.27	225,572.00	61,523.95	27			

4

= BUDGET INCLUDES TRANSFERS AND/OR SUPPLEMENTS

* = BUDGET INCLUDES TRANSFERS AND/OR SUPPLEMENTS

* - items that may need to be adjusted, per future decisions

2020 FALL RIVER COUNTY Proposed Budget - DOE

<u>GL #</u>	<u>GL Account Name</u>	<u>Account Details</u>	<u>Est</u>	<u>Proposed Budget</u>	<u>Est</u>	<u>Prev Year Budget</u>
4210.162	Vehicle Ins	vehicle ins & office equip ins	600	600	1100	1100
4220.162	Appraisal & Field Work	appraisal supplies	600	600	400	400
4230.162	DOE Publishing			800		800
		Exempt list Ads	700		700	
		Job Ads	100		100	
4241.162	Postage Meter Lease - DOE	Quarterly Lease	500	500	500	500
4260.162	Supplies	Misc Office Supplies	1500	1500	1500	1500
4263.162	DOE Lease (copier)	Annual Copier Lease & copies	3000	3000	3000	3000
4265.162	Postage Supply	Postage used and supplies	2600	2600	2500	2500
4270.162	Travel & Education			9115		5050
		Conference (for 2 assessors)	1800		1200	
		School (for 3 assessors)	3400		2000	
		USPAP (for 3 assessors)	1340		0	
		Workshops	600		600	
		Vangaurd Training (for 3 assessors)	650		600	
		IAAO Annual Dues (for 3 assessors)	225		150	
		Field Work Fuel	700		500	
		Frances Travel for SDAAO officer mtg	400			
4272.162	DOE Vehicle Maint.	oil changes/tires/repairs x 2 vehicles	1000	1000	1000	1000
4280.162	DOE Phone	Annual phone service & calls	1500	1500	4200	4200
4340.162	Office Equip & Software			15000		10200
		Computers / printers	4000		1000	
		Vanguard Program and Modules	11,000		8000	
					1200	
		TOTAL BUDGET		36215		30250

2019 FALL RIVER COUNTY Proposed Budget - DOE

<u>Staff</u>	<u>Job Description / Position</u>	<u># hours</u>	<u>\$ per Hour</u>	<u>2019 Wages</u> (as of May, 2019)	<u>Est 2020 Wages</u> (Auditor to Calculate) (union to negotiate)
Permanent					
Susie Hayes	Director of Equalization	FT - 2080	SALARY	\$45,680	
Frances Denison	Dept. Director - Cert. Assessor	FT - 2080	\$ 16.89	\$35,131	
Caitlin Turner	Certified Assessor	FT - 2080	\$ 15.18	\$31,574	
Kennadi Krzycki	Certified Assessor	FT - 2080	\$ 11.00	\$22,880	
Justine LeBar	Administrative Assistant	FT - 2080	\$ 12.00	\$24,960	
TOTAL PAYROLL				\$160,225	\$0

Director of Equalization - Budget Requests - 2020

The DOE is requesting an increase in budget for the following reasons:

- > increase in **Salary / Taxes / Benefits** line items = change in staff from PT to FT person.
- > increase in **Travel & Education** line items = adding another Certified Assessor.
- > increase in **Office Equipment** line item = requesting 3 new computers and cables.
- > decrease in **Phone** line item = IT charges are not Dept specific anymore.

* = Postage Lease and Phone and Office Equipment = these items are not completely determined yet – may see changes.

Wages / Salary:

Wages are to be negotiated with the Union this year.


Salary will be discussed at a later time.



*Emergency Management
Fall River County*

*Franklin W. Maynard CEM CFM
906 N. River St.
Hot Springs, SD 57747*

605 745-7562 605 890-7245 frem@qwtc.net



Date: May 21, 2019

Subj: Commission Update


1. **Temporary Employee:** I am requesting approval to hire a 90 day temporary employee to assist in completing the SLA requirement of the CRCMS (credential) system. This requires computer input on all responders and equipment. The South West District is allowed two full time positions under the funding formula provided by the SLA.
2. **PDM Update:** The names of the planning team have been sent to the contractor and the kick off meeting will be scheduled later this month. This meeting will provide the time table for completing the PDM update.
3. **2019 Exercise:** Meetings are being held in preparation for the annual SLA required community full scale exercise.
4. **ASFPM Training:** I attended the "Go Green with GASB 62" webinar on 4/25/2019. This webinar provides 1.0 CEC for my CFM certification. (attached)
5. **Fires & Incidents:**
5/7-5/18, 2019: Controlled burns (2)

A handwritten signature in cursive script that reads "Franklin W. Maynard".

Franklin W. Maynard, CEM, CFM
Emergency Manager
Fall River County
906 N. River Street
Hot Springs, SD 57747

Frank Maynard Emg Mgr

From: training@floods.org
Sent: Wednesday, May 01, 2019 7:20 PM
To: frem@gwtc.net
Subject: PIE Webinar Certificate Of Attendance



Certificate of Attendance

PLANNING INFORMATION EXCHANGE (PIE)

This is to certify attendance of

Franklin Maynard

at

PIE Webinar: Go Green with GASB 62!

4/25/2019, 1 hour

1.00 CEC for CFMs

DEPT TOTALS 225 29,671.63 273,941.99 288,698.75 197,437.46 314,165.00 72,523.23 23
= BUDGET INCLUDES TRANSFERS AND/OR SUPPLEMENTS

/19/19 FALL RIVER COUNTY 3+ YEAR BUDGET WORKSHEET DISPATCH CENTER AS OF APRIL 19 LPBUDW PAGE 57
ACCOUNT DESCRIPTION GR# ACTUAL ACTUAL ACTUAL 3-YEAR AVERAGE BUDGET 19 YTD REQUESTED APPROVED
%
20

60.225 F S TITLE III EXPENSE 21600X4260225 .00 3,565.00 42,366.09 15,310.36 .00 .00

ACCOUNT TYPE TOTALS 42 .00 3,565.00 42,366.09 15,310.36 .00 .00

FUND TOTALS 21600 .00 3,565.00 42,366.09 15,310.36 .00 .00

DEPT TOTALS 225 .00 3,565.00 42,366.09 15,310.36 .00 .00

= BUDGET INCLUDES TRANSFERS AND/OR SUPPLEMENTS

4/19/19

FALL RIVER COUNTY

3+ YEAR BUDGET WORKSHEET

AIRPLANE EXPENDITURES

AS OF APRIL

19

LFBUDN

PAGE 47

ACCOUNT
DESCRIPTION

GL#

16
ACTUAL17
ACTUAL18
ACTUAL3-YEAR
AVERAGE19
BUDGET19 YTD
ACTUAL

%

20
REQUESTED20
APPROVED

290.216 AIRPLANE EXPENSES

10100K4290216

4,244.34

4,906.84

4,931.86

4,694.35

5,000.00

831.61

17

ACCOUNT TYPE TOTALS

42

4,244.34

4,906.84

4,931.86

4,694.35

5,000.00

831.61

17

FUND TOTALS

10100

4,244.34

4,906.84

4,931.86

4,694.35

5,000.00

831.61

17

DEPT TOTALS

216

4,244.34

4,906.84

4,931.86

4,694.35

5,000.00

831.61

17

* = BUDGET INCLUDES TRANSFERS AND/OR SUPPLEMENTS

/19/19	FALL RIVER COUNTY	3+ YEAR BUDGET WORKSHEET	EMERGENCY MGT	(FR)	AS OF APRIL	19	LPBUD	PAGE
ACCOUNT DESCRIPTION	GL#	16 ACTUAL	17 ACTUAL	18 ACTUAL	3-YEAR AVERAGE	19 BUDGET	19 YTD ACTUAL	%
10.222 EMER MGT SALARY	22600X4110222	73,214.09	72,852.71	64,126.77	70,064.52	66,278.00	16,983.48	26
20.222 EMER MGT SOC SEC	22600X4120222	5,600.88	5,573.24	4,905.69	5,359.94	5,071.00	1,299.25	26
21.222 SOC SEC MEDICARE	22600X4121222	.00	.00	.00	.00	.00	.00	
30.222 EMER MGT RETIREMENT	22600X4130222	3,533.41	4,019.78	3,847.58	3,800.26	3,977.00	1,019.01	26
40.222 WORKMAN'S COMP	22600X4140222	1,440.82	1,559.92	1,764.11	1,588.28	1,445.00	.00	
50.222 B/C INS	22600X4150222	.00	.00	.00	.00	.00	.00	
60.222 UNEMPLOYMENT	22600X4160222	.00	.00	.00	.00	.00	.00	
80.222 EM DENTAL INS	22600X4180222	88.85	117.34	.00	68.73	.00	.00	
ACCOUNT TYPE TOTALS	41	83,878.05	84,122.99	74,644.15	80,881.73	76,771.00	19,301.74	25
70.222 INSURANCE	22600X4210222	1,328.63	2,272.07	1,345.36	1,648.69	2,000.00	.00	
30.222 EMER MGT PRINTING	22600X4230222	.00	12.30	.00	4.10	500.00	.00	
41.222 POSTAGE LEASE	22600X4241222	90.93	90.64	90.64	90.74	150.00	29.23	19
60.222 EMER MGT SUPPLIES/REN	22600X4260222	1,967.28	3,052.08	4,521.86	3,180.41	3,000.00	388.75	13
61.222 DOJ GRANTS	22600X4261222	.00	.00	.00	.00	.00	.00	
62.222 FUEL REDUCTION EXP	22600X4262222	.00	.00	.00	.00	.00	.00	
65.222 POSTAGE SUPPLY	22600X4265222	75.84	34.00	10.00	39.95	100.00	2.50	3

4/19/19	FALL RIVER COUNTY	3+ YEAR BUDGET WORKSHEET	EMERGENCY MGT	(FR)	AS OF	APRIL	19	%	1PBDM	20	PAGE	51
ACCOUNT DESCRIPTION	GL#	16 ACTUAL	17 ACTUAL	18 ACTUAL	3-YEAR AVERAGE	19 BUDGET	19 YTD ACTUAL			REQUESTED		APPROVED
267.222 CWP	22600X4267222	.00	.00	.00	.00	.00	.00					
268.222 POINT OF DISPENSING (22600X4268222	.00	.00	.00	.00	.00	.00					
270.222 EMER MGT TRAVEL	22600X4270222	2,669.28	1,626.73	1,963.33	2,086.45	5,000.00	547.98	11		5000		
271.222 SERVICES REIMB	22600X4271222	125.00	.00	.00	41.67	.00	.00					
272.222 CAR MAINTENANCE	22600X4272222	369.74	836.23	683.24	629.74	4,000.00	954.50	24		4000		
274.222 HOMELAND SECURITY GRA	22600X4274222	38,500.52	9,860.55	.00	16,120.36	.00	.00					
275.222 PDM GRANT	22600X4275222	.00	.00	.00	.00	2,500.00	.00			2500		
280.222 EMER MGT PHONE	22600X4280222	7,168.13	7,527.43	6,729.63	7,141.73	2,400.00	1,003.17	42		2400		
290.222 FLOOD CONTROL	22600X4290222	5,472.00	4,383.00	4,223.00	4,692.67	2,000.00	.00			2000		
293.222 EM CLOTHING	22600X4293222	52.99	245.94	106.44	135.12	600.00	.00			500		
294.222 CD SEARCH & RESCUE	22600X4294222	.00	.00	.00	.00	.00	.00					
295.222 LEPC EXP	22600X4295222	.00	.00	.00	.00	.00	.00					
296.222 GRANT EXPENSES	22600X4296222	.00	.00	.00	.00	.00	.00					
297.222 HOMELAND SECURITY GRA	22600X4297222	.00	21,160.00	16,214.00	12,458.00	.00	.00					
ACCOUNT TYPE TOTALS	42	57,820.34	51,100.97	35,887.50	40,269.60	22,250.00	2,926.13	13				
300.222 HAZMAT	22600X4300222	5,440.00	5,346.00	1,629.59	4,138.53	1,500.00	45.00	3		1500		

'19/19	FALL RIVER COUNTY	3+ YEAR BUDGET WORKSHEET				EMERGENCY MGT	(FR)	AS OF	19		LPBUDW	PAGE
ACCOUNT DESCRIPTION	GL#	16 ACTUAL	17 ACTUAL	18 ACTUAL	3-YEAR AVERAGE	19 BUDGET	19 YTD ACTUAL	%	20 REQUESTED	20 APPROVED		
10.222 EQUIPMENT	22600X4340222	2,909.14	469.00	7,356.59	3,578.24	4,000.00	.00		4,000			
11.222 CAP ASSET (OVER 5000)	22600X4341222	.00	.00	.00	.00	.00	.00					
14.222 RADIO EQUIP	22600X4344222	944.00	3,511.59	1,358.25	1,937.95	3,000.00	.00		3,000			
ACCOUNT TYPE TOTALS	43	9,293.14	9,326.59	10,344.43	9,654.72	8,500.00	45.00	1				
FUND TOTALS	22600	150,991.53	144,550.55	120,876.08	138,806.05	107,521.00	22,272.87	21				
DEPT TOTALS	222	150,991.53	144,550.55	120,876.08	138,806.05	107,521.00	22,272.87	21				
= BUDGET INCLUDES TRANSFERS AND/OR SUPPLEMENTS												

ACCOUNT DESCRIPTION GL# ACTUAL ACTUAL ACTUAL ACTUAL BUDGET 19 YTD ACTUAL REQUESTED APPROVED

1260.222 LEPC EXPENSE 23400X1260222 1,000.00 1,020.00 485.00 835.00 .00 135.00 1060

ACCOUNT TYPE TOTALS 42 1,000.00 1,020.00 485.00 835.00 .00 135.00

FUND TOTALS 23400 1,000.00 1,020.00 485.00 835.00 .00 135.00

DEPT TOTALS 222 1,000.00 1,020.00 485.00 835.00 .00 135.00

* = BUDGET INCLUDES TRANSFERS AND/OR SUPPLEMENTS

/19/19	FALL RIVER COUNTY	3+ YEAR BUDGET WORKSHEET	SEARCH & RESCUE (FR)	AS OF APRIL	19	1PBUDW	PAGE			
ACCOUNT DESCRIPTION	GL#	16 ACTUAL	17 ACTUAL	18 ACTUAL	3-YEAR AVERAGE	19 BUDGET	19 YTD ACTUAL	%	20 REQUESTED	20 APPROVED
40.224 S&R WORK COMP	10100X4140224	235.36	229.49	203.48	222.78	300.00	.00		300	
ACCOUNT TYPE TOTALS	41	235.36	229.49	203.48	222.78	300.00	.00			
10.224 INSURANCE	10100X4210224	.00	.00	.00	.00	.00	.00			
60.224 SEARCH & RESCUE	10100X4260224	816.50	165.16	739.27	573.64	700.00	16.69	2	100	
ACCOUNT TYPE TOTALS	42	816.50	165.16	739.27	573.64	700.00	16.69	2		
FUND TOTALS	10100	1,051.86	394.65	942.75	796.42	1,000.00	16.69	2		
DEPT TOTALS	224	1,051.86	394.65	942.75	796.42	1,000.00	16.69	2		
= BUDGET INCLUDES TRANSFERS AND/OR SUPPLEMENTS										

= BUDGET INCLUDES TRANSFERS AND/OR SUPPLEMENTS

4/19/19

FALL RIVER COUNTY

3+ YEAR BUDGET WORKSHEET

ST. ATTORNEY OFFICE (FR)

AS OF APRIL

19

LFBUDM

PAGE 12

ACCOUNT
DESCRIPTION

GL#

16
ACTUAL17
ACTUAL18
ACTUAL3-YEAR
AVERAGE19
BUDGET19 YTD
ACTUAL

%

20
REQUESTED20
APPROVED

110.151 ST.ATTY.SALARIES

10100X4110151

94,133.08

101,492.69

107,496.49

101,040.75

103,405.00

27,302.30

26

120.151 ST ATTORNEY SOC SEC

10100X4120151

7,201.19

7,628.42

8,021.19

7,616.93

7,910.00

2,083.45

26

130.151 ST ATTY RETIREMENT

10100X4130151

5,570.97

6,089.59

6,328.22

5,996.26

6,204.00

1,638.14

26

140.151 WORKMAN' COMP

10100X4140151

174.11

173.46

231.48

193.02

200.00

.00

150.151 ATTY HEALTH INS

10100X4150151

7,570.00

8,413.00

8,577.00

8,186.67

4,416.00

2,202.00

50

EIMBURSEMENT BLUE CROSS

10100X4151151

.00

.00

.00

.00

.00

.00

160.151 UNEMPLOYMENT

10100X4160151

.00

.00

.00

.00

.00

.00

180.151 ATTY DENTAL INS

10100X4180151

1,375.30

1,456.20

1,456.20

1,429.23

1,039.00

283.15

27

ACCOUNT TYPE TOTALS

41

116,024.65

125,253.36

132,110.58

124,462.86

123,174.00

33,509.04

27

INSURANCE

10100X4210151

127.24

130.69

101.52

119.82

110.00

.00

12.5

220.151 INVESTIGATIONS

10100X4220151

7,196.63

6,047.00

4,786.86

6,010.16

4,000.00

.00

16000

224.151 DEPUTY STATES ATTORNE

10100X4224151

31,722.71

31,899.96

31,899.96

31,840.88

31,900.00

5,316.66

17

225.151 CONFLICT DEP STS ATTN

10100X4225151

.00

.00

886.40

295.47

2,500.00

.00

5200

226.151 SA INTERN

10100X4226151

.00

.00

.00

.00

.00

.00

0

241.151 POSTAGE LEASE

10100X4241151

169.92

226.56

226.56

207.68

300.00

56.64

19

335 300

250.151 COPY MACHINE MAINTENA

10100X4250151

1,517.44

.00

1,011.33

842.92

2,750.00

.00

2400

Lea's
hscg

ACCOUNT DESCRIPTION

GL#

16 ACTUAL

17 ACTUAL

18 ACTUAL

3-YEAR AVERAGE

19 BUDGET

19 YTD ACTUAL

20 REQUESTED

20 APPROVED

291.720 SIXTH DISTRICT PWT 101004291720 3,685.00 3,685.00 3,685.00 3,685.00 3,685.00 2,143.00 58

ACCOUNT TYPE TOTALS 42 3,685.00 3,685.00 3,685.00 3,685.00 3,685.00 2,143.00 58

FUND TOTALS 10100 3,685.00 3,685.00 3,685.00 3,685.00 3,685.00 2,143.00 58

DEPT TOTALS 720 3,685.00 3,685.00 3,685.00 3,685.00 3,685.00 2,143.00 58

* = BUDGET INCLUDES TRANSFERS AND/OR SUPPLEMENTS

\$3,685



May 3, 2019

Fall River County Auditor's Office
Attention: Sue Ganje
906 North River Street
Hot Springs, SD 57747

Dear Sue:

Enclosed you will find the 2020 budget request form for Black Hills Council of Local Governments. Fall River County has been a member of Black Hills Council of Local Governments since the organization's inception in 1972. Each year we assess membership dues to the local governments within our district. Since 2013, Fall River County's annual membership dues have been \$3,685; the annual membership dues for 2020 will remain at \$3,685. These dues are used to provide technical assistance to the County government, as well as the towns and special districts within Fall River County. This includes securing project funding (grants and loans) and assisting with special planning projects. Below is a table of the projects that Black Hills Council is currently working on, or has recently completed, within Fall River County.

Project	Funding Amount	Source
Edgemont Water Improvements	\$3,890,000	Department of Environment and Natural Resources
Edgemont Additional Water Improvements	\$447,000	Department of Environment and Natural Resources
Edgemont Water Improvement Loan Amendment	\$253,000	Department of Environment and Natural Resources
Oelrichs Water System Improvements	\$447,370	Department of Environment and Natural Resources
Fall River County PDM Plan Update	\$7,500	FEMA
Hot Springs and Edgemont Storage Homes Map	N/A	N/A

Thank you for your membership in Black Hills Council of Local Governments. Please let me know if you have any further questions, or require additional documentation.

Sincerely,

Ali DeMersseman, Executive Director

4/19/19	FALL RIVER COUNTY	3+ YEAR BUDGET WORKSHEET	DISPATCH CENTER	AS OF	APRIL	19	IPBUDW	PAGE
ACCOUNT DESCRIPTION	GL#	16 ACTUAL	17 ACTUAL	18 ACTUAL	3-YEAR AVERAGE	19 BUDGET	19 YTD ACTUAL	%
4110.225 DISPATCH SALARY	20700X4110225	.00	188,238.80	201,898.87	130,045.89	214,656.00	51,273.66	24
4120.225 DISPATCH FICA	20700X4120225	.00	14,194.68	15,225.61	9,806.76	16,422.00	3,891.39	24
4130.225 DISPATCH RETIREMENT	20700X4130225	.00	11,276.22	11,923.42	7,733.21	12,880.00	3,053.79	24
4140.225 DISPATCH WORKMAN'S CO	20700X4140225	.00	112.69	338.49	170.39	140.00	.00	
4150.225 DISPATCH INSURANCE	20700X4150225	.00	19,003.23	21,442.50	13,481.91	22,080.00	5,505.00	25
4180.225 DISPATCH DENTAL	20700X4180225	.00	2,192.47	2,427.00	1,539.82	2,427.00	606.75	25
ACCOUNT TYPE TOTALS	41	.00	235,078.09	253,255.89	162,777.99	268,605.00	64,330.59	24
4210.225 DISPATCH INSURANCE	20700X4210225	.00	358.44	174.54	177.66	360.00	.00	
4250.225 REPAIR & MAINT	20700X4250225	.00	.00	6,177.50	2,059.17	6,200.00	808.00	13
4260.225 DISPATCH SUPPLY	20700X4260225	.00	9,228.55	3,728.00	4,318.85	3,500.00	533.64	15
4280.225 DISPATCH PHONE	20700X4280225	1,666.50	7,569.17	4,073.20	4,436.29	1,000.00	135.29	14
4290.225 911 SURCHARGE	20700X4290225	28,005.13	18,007.25	16,972.00	20,994.79	25,000.00	5,357.31	21
4291.225 DISPATCH UNIFORM	20700X4291225	.00	1,105.90	1,448.31	851.40	2,000.00	571.98	29
4292.225 DISPATCH TRAINING	20700X4292225	.00	1,060.50	2,255.00	1,105.17	2,000.00	786.42	39
ACCOUNT TYPE TOTALS	42	29,671.63	37,329.81	34,828.55	33,943.33	40,060.00	8,192.64	20
4340.225 DISPATCH EQUIPMENT	20700X4340225	.00	1,534.09	614.31	716.13	5,500.00	.00	
ACCOUNT TYPE TOTALS	43	.00	1,534.09	614.31	716.13	5,500.00	.00	
FUND TOTALS	20700	29,671.63	273,941.99	288,698.75	197,437.46	314,165.00	72,523.23	23

IF 8500.00 Replacer Comp

IF 2500.00

IF 4000.00

IF 4000.00

IF 6500.00

4/19/19	FALL RIVER COUNTY	3+ YEAR BUDGET WORKSHEET	SHERIFF'S OFFICE (FR)	AS OF APRIL	19	19 YTD	%	LPBUDM	20	PAGE
ACCOUNT DESCRIPTION	GH#	16 ACTUAL	17 ACTUAL	18 ACTUAL	3-YEAR AVERAGE	19 BUDGET	19 YTD ACTUAL		REQUESTED	37
4110.211 SHERIFFS SALARIES	10100X4110211	329,988.90	369,284.81	381,075.50	360,116.40	395,582.00	90,223.42	23		
4120.211 SHERIFFS SOC SEC	10100X4120211	26,093.00	27,630.74	28,642.47	27,455.40	30,262.00	6,772.45	22		
4130.211 SHERIFFS RETIREMENT	10100X4130211	21,943.23	24,325.45	24,886.02	23,718.23	30,923.00	5,850.61	19		
4140.211 WORKMAN'S COMP	10100X4140211	8,638.80	8,035.65	7,225.17	7,966.54	8,200.00	.00			
4150.211 SHERIFF HEALTH INS	10100X4150211	32,415.51	32,252.00	32,515.00	32,394.17	35,328.00	7,707.00	22		
REIMBURSEMENT BLUE CROSS	10100X4151211	.00	.00	.00	.00	.00	.00			
4160.211 UNEMPLOYMENT	10100X4160211	.00	.00	808.98	269.66	.00	.00			
4180.211 SHERIFF DENT INS	10100X4180211	3,811.07	3,721.40	3,680.95	3,737.81	3,884.00	849.45	22		
ACCOUNT TYPE TOTALS	41	422,890.51	465,250.05	478,834.09	455,658.22	504,179.00	111,402.93	22		
4210.211 INSURANCE	10100X4210211	13,287.01	13,213.22	13,494.57	13,331.60	13,500.00	.00			
4220.211 LAB	10100X4220211	.00	.00	272.21	90.74	.00	.00			
4241.211 POSTAGE LEASE	10100X4241211	203.88	271.84	280.81	252.18	500.00	70.95	14		
4250.211 REPAIR & MAINT	10100X4250211	.00	.00	6,795.00	2,265.00	7,000.00	.00			
4260.211 SHERIFFS SUPPLY	10100X4260211	9,380.52	13,474.48	7,710.01	10,188.34	30,000.00	1,886.10	6		
4261.211 GRANTS	10100X4261211	22,534.99	.00	828.76	7,787.92	.00	.00			
4262.211 SHOOTING RANGE GRANT	10100X4262211	105.00	.00	.00	35.00	.00	.00			

37,000.00

Replax Comp

4/19/19	FALL RIVER COUNTY	3+ YEAR BUDGET WORKSHEET	SHERIFF'S OFFICE (FR)	AS OF APRIL	19	LPPUDM	PAGE 38			
ACCOUNT DESCRIPTION	GL#	16 ACTUAL	17 ACTUAL	18 ACTUAL	3-YEAR AVERAGE	19 BUDGET	19 YTD ACTUAL	%	20 REQUESTED	20 APPROVED
4263.211 4-COUNTY HIGHWAY GRAN	10100X4263211	205.64	.00	.00	68.55	.00	11.97			
4264.211 '12 HWY SAFETY GRANT	10100X4264211	.00	.00	.00	.00	.00	.00			
4265.211 POSTAGE SUPPLY	10100X4265211	479.41	600.60	744.50	608.17	500.00	159.50	32	750.00	
4266.211 DONATIONS	10100X4266211	.00	.00	154.50	51.50	.00	32,531.99			
4270.211 SHERIFFS MEALS & MILE	10100X4270211	15,157.11CR	305.17	585.80	4,755.38CR	1,000.00	22.85	2		
4272.211 SHERIFFS CAR MAINTENA	10100X4272211	49,645.51	36,497.56	63,436.20	49,859.76	40,000.00	7,003.05	18	50,000.00	
4274.211 HOME/AND SEC GRANT	10100X4274211	550.00	.00	28,714.60	9,754.87	.00	.00			
4280.211 SHERIFF PHONE	10100X4280211	10,358.49	12,317.39	11,270.45	11,315.44	2,400.00	704.37	29	15,000.00	
4281.211 SHERIFF PHONE/911	10100X4281211	.00	.00	.00	.00	6,180.00	.00			
4282.211 SHERIFF CELLPHONES	10100X4282211	4,176.99	3,947.09	6,443.94	4,856.01	6,000.00	2,070.57	35	6,500.00	
4291.211 TRAINING	10100X4291211	550.00	504.59	381.90	478.83	4,000.00	.00			
4293.211 SHERIFFS UNIFORM ALLO	10100X4293211	2,145.27	3,234.03	3,221.17	2,866.82	5,000.00	450.08	9		
4294.211 SHERIFFS TASK FORCE	10100X4294211	.00	.00	.00	.00	.00	.00			
4295.211 CANINE EXPENSE	10100X4295211	.00	.00	.00	.00	.00	.00			
4296.211 ANIMAL CARE	10100X4296211	.00	1,401.67	276.80	559.49	500.00	.00		700.00	
ACCOUNT TYPE TOTALS	42	98,465.60	85,767.64	144,611.22	109,614.82	116,580.00	44,911.43	39		

4/19/19	FALL RIVER COUNTY	3+ YEAR BUDGET WORKSHEET	SHERIFF'S OFFICE (FY)	AS OF APRIL	19	LPBUDW	PAGE		
ACCOUNT DESCRIPTION	GL#	16 ACTUAL	17 ACTUAL	18 ACTUAL	3-YEAR AVERAGE	19 BUDGET	19 YTD ACTUAL	20 REQUESTED	20 APPROVED
4300.211 CAPITAL ASSETS	10100X4300211	.00	.00	.00	.00	.00	.00		
4340.211 RESERVES EQUIP	10100X4340211	.00	.00	.00	.00	.00	.00		
4341.211 SHERIFF EQUIPMENT-CAR	10100X4341211	23,653.15	8,149.44	4,786.25	12,196.28	25,000.00	.00	\$ 25,000.00	
4342.221 DISPATCH EQUIPMENT	10100X4342211	.00	.00	.00	.00	.00	.00		
4360.211 SHERIFF CAR	10100X4360211	35,176.12	77,465.77	30,428.00	47,689.96	38,000.00	.00	\$ 39,000.00	
ACCOUNT TYPE TOTALS	43	58,829.27	85,615.21	35,214.25	59,886.24	63,000.00	.00		
FUND TOTALS	10100	580,185.38	636,632.90	658,659.56	625,159.28	683,759.00	156,314.36	23	
DEPT TOTALS	211	580,185.38	636,632.90	658,659.56	625,159.28	683,759.00	156,314.36	23	
* = BUDGET INCLUDES TRANSFERS AND/OR SUPPLEMENTS									

* = BUDGET INCLUDES TRANSFERS AND/OR SUPPLEMENTS

4/19/19	FALL RIVER COUNTY	3+ YEAR BUDGET WORKSHEET				SHERIFF'S OFFICE (FR)	AS OF APRIL		19	LPBUD	PAGE
ACCOUNT DESCRIPTION	GL#	16 ACTUAL	17 ACTUAL	18 ACTUAL	3-YEAR AVERAGE	19 BUDGET	19 YTD ACTUAL	%	20 REQUESTED	20 APPROVED	
4110.211 24/7 SALARY	24800X4110211	19,132.00	15,947.75	20,068.75	18,382.83	20,000.00	4,897.75	24			
4120.211 24/7 SOC SEC	24800X4120211	1,463.63	1,220.01	1,535.27	1,406.30	1,530.00	374.66	24			
4140.211 24/7 WORKMANS COMP	24800X4140211	139.00	207.23	406.18	250.80	140.00	.00				
ACCOUNT TYPE TOTALS	41	20,734.63	17,374.99	22,010.20	20,039.94	21,670.00	5,272.41	24			
4260.211 24/7 SOBRIETY EXP	24800X4260211	11,915.46	9,761.25	12,607.50	11,428.07	10,000.00	.00				
4261.211 24/7 SUPPLY	24800X4261211	.00	223.80	101.98	108.59	.00	2,242.46				
4264.211 '12 HWY SAFETY GRANT	24800X4264211	.00	.00	.00	.00	.00	.00				
ACCOUNT TYPE TOTALS	42	11,915.46	9,985.05	12,709.48	11,536.66	10,000.00	2,242.46	22			
4340.211 24/7 EQUIPMENT	24800X4340211	.00	.00	.00	.00	.00	.00				
ACCOUNT TYPE TOTALS	43	.00	.00	.00	.00	.00	.00				
FUND TOTALS	24800	32,650.09	27,360.04	34,719.68	31,576.60	31,670.00	7,514.87	24			
DEPT TOTALS	211	32,650.09	27,360.04	34,719.68	31,576.60	31,670.00	7,514.87	24			
* = BUDGET INCLUDES TRANSFERS AND/OR SUPPLEMENTS											

* = BUDGET INCLUDES TRANSFERS AND/OR SUPPLEMENTS

4/19/19	FALL RIVER COUNTY	3+ YEAR BUDGET WORKSHEET	COUNTY JAIL (FR)	AS OF APRIL	19	LPBUDM	PAGE			
ACCOUNT DESCRIPTION	GL#	16 ACTUAL	17 ACTUAL	18 ACTUAL	3-YEAR AVERAGE	19 BUDGET	19 YTD ACTUAL	%	20 REQUESTED	20 APPROVED
4110.212 JAIL SALARIES	10100X4110212	214,275.72	214,592.69	213,057.16	213,975.19	192,367.00	44,810.53	23		
4120.212 JAIL SOC SEC	10100X4120212	16,319.92	16,366.50	16,081.82	16,256.08	14,717.00	3,171.72	22		
4130.212 JAIL RETIREMENT	10100X4130212	12,139.31	12,765.60	12,236.35	12,380.42	11,542.00	2,621.60	23		
4140.212 WORKMAN'S COMP	10100X4140212	7,374.90	6,858.10	6,134.98	6,789.33	7,300.00	.00			
4150.212 JAIL HEALTH INS	10100X4150212	22,020.98	22,782.50	21,799.00	22,200.83	22,080.00	6,239.00	28		
4160.212 UNEMPLOYMENT	10100X4160212	963.00	.00	.00	321.00	.00	.00			
4180.212 JAIL DENT INS	10100X4180212	2,588.56	2,629.25	2,507.90	2,575.24	2,427.00	687.65	28		
4190.212 TRANSPORT SAL & EXP	10100X4190212	10,152.61	.00	.00	3,384.20	.00	.00			
ACCOUNT TYPE TOTALS	41	285,835.00	275,994.64	271,817.21	277,882.28	250,433.00	57,530.50	23		
4210.212 INS ON JAIL BUILDING	10100X4210212	839.72	910.94	565.14	771.93	1,000.00	.00			
4211.212 INS DEDUCTIBLE	10100X4211212	.00	.00	.00	.00	.00	.00			
4220.212 JAIL CONTRACT SERVICE	10100X4220212	.00	.00	.00	.00	.00	1,497.20			
4221.212 LANSUIT	10100X4221212	387.82	.00	.00	129.27	.00	.00			
4222.212 JAIL CONSULTING FEES	10100X4222212	.00	.00	.00	.00	.00	.00			
4223.212 NURSE CONTRACT	10100X4223212	12,000.00	12,000.00	12,000.00	12,000.00	12,000.00	3,000.00	25		
4227.212 JUV CARE /PROFESSIONA	10100X4227212	.00	.00	.00	.00	.00	.00			

\$13,000.00

\$13,000.00

4/19/19	FALL RIVER COUNTY	3+ YEAR BUDGET WORKSHEET	COUNTY JAIL	(FY)	AS OF APRIL	19	LEBUDW	PAGE
ACCOUNT DESCRIPTION	GL#	16 ACTUAL	17 ACTUAL	18 ACTUAL	3-YEAR AVERAGE	19 BUDGET	19 YTD ACTUAL	20 REQUESTED
4250.212 JAIL REPAIR	10100X4250212	4,554.46	3,778.81	17,634.60	8,655.96	10,000.00	300.00	3
4251.212 MAINTENANCE AGREEMENT	10100X4251212	5,657.00	5,940.00	10,984.50	7,527.17	5,000.00	.00	3,000.00
4260.212 PRISONERS NEEDS	10100X4260212	8,810.13	6,845.90	1,064.78	5,573.60	7,000.00	212.59	3
4261.212 PRISONERS BOARD (FOOD)	10100X4261212	221,619.00	156,603.73	204,497.01	194,239.91	180,000.00	38,902.30	22
4262.212 PRIS MEDICAL EXPENSE	10100X4262212	44,349.72	45,149.64	40,622.78	43,374.05	66,025.00	8,957.02	14
4263.212 JAIL SUPPLY	10100X4263212	30,222.59	25,400.45	20,657.31	25,426.78	30,000.00	7,221.47	24
4270.212 TRANSPORT TRAVEL	10100X4270212	20,808.36	3,295.85	5,871.61	9,991.94	28,000.00	1,895.41	7
4280.212 OFFICE SUPPLIES	10100X4280212	3,788.46	6,320.17	4,665.04	4,924.56	10,000.00	293.85	3
4281.212 JAIL UTILITIES	10100X4281212	29,606.69	29,152.83	24,601.89	27,787.14	35,000.00	9,028.34	26
4291.212 TRAINING	10100X4291212	527.82	1,000.00	.00	509.27	500.00	.00	
4293.212 JAIL/DISPATCH UNIFORM	10100X4293212	1,936.87	1,461.30	3,293.52	2,230.56	4,000.00	907.85	23
ACCOUNT TYPE TOTALS	42	385,108.64	297,859.62	346,458.18	343,142.15	388,525.00	72,216.03	19
4300.212	10100X4300212	.00	.00	.00	.00	.00	.00	
4320.212 JAIL PROJECT	10100X4320212	.00	.00	.00	.00	.00	.00	
4340.212 TRANSPORT EQUIP	10100X4340212	.00	.00	.00	.00	.00	.00	
4350.212 DISPATCH EQUIPMENT	10100X4350212	.00	.00	.00	.00	.00	.00	
11 3000.00 Replacer Comp								

\$ 3,000.00
 Replace
 Comp

\$ 8,000.00
 \$ 185,000.00

ACCOUNT DESCRIPTION	GL#	16 ACTUAL	17 ACTUAL	18 ACTUAL	3-YEAR AVERAGE	19 BUDGET	19 YTD ACTUAL	%	20 REQUESTED	20 APPROVED
4351.212 JAIL EQUIPMENT	10100X4351212	861.43	11,447.34	.00	4,102.92	3,500.00	.00			
ACCOUNT TYPE TOTALS	43	861.43	11,447.34	.00	4,102.92	3,500.00	.00			
FUND TOTALS	10100	671,805.07	589,301.60	618,275.39	625,127.35	642,458.00	129,746.53	20		
DEPT TOTALS	212	671,805.07	589,301.60	618,275.39	625,127.35	642,458.00	129,746.53	20		

* = BUDGET INCLUDES TRANSFERS AND/OR SUPPLEMENTS

\$ 6,500.00
Replen Conf

FALL RIVER COUNTY		3+ YEAR BUDGET WORKSHEET		PUBLIC LIBRARY		AS OF APRIL		LPRUD/		PAGE
ACCOUNT DESCRIPTION	GL#	16 ACTUAL	17 ACTUAL	18 ACTUAL	3-YEAR AVERAGE	19 BUDGET	19 YTD ACTUAL	20 REQUESTED	20 APPROVED	1
EDGE PMT	10100X4291511	3,500.00	3,500.00	4,000.00	3,666.67	4,000.00	4,000.00	100		
H.S. PMT	10100X4292511	20,000.00	20,000.00	20,000.00	20,000.00	20,000.00	20,000.00	100		
ACCOUNT TYPE TOTALS	42	23,500.00	23,500.00	24,000.00	23,666.67	24,000.00	24,000.00	100		
FUND TOTALS	10100	23,500.00	23,500.00	24,000.00	23,666.67	24,000.00	24,000.00	100		
DEPT TOTALS	511	23,500.00	23,500.00	24,000.00	23,666.67	24,000.00	24,000.00	100		
BUDGET INCLUDES TRANSFERS AND/OR SUPPLEMENTS										
FINAL TOTALS		23,500.00	23,500.00	24,000.00	23,666.67	24,000.00	24,000.00			

75000.00


Total Patron Count 3208
 County Patron Count 962
 City " " 2031
 Out of Area " " 215

Doreen Johnson
 4/11/19

2019 Budget 255320 - ÷ 3208 = 79.59 @ person
 City 2246 X 79.59 = 178759.14
 County 962 X 79.59 76565.58
 255324.72

4/19/19	FALL RIVER COUNTY	3+ YEAR BUDGET WORKSHEET	SENIOR CITIZENS (FR) OEL	AS OF APRIL	19	LPBUDM	PAGE 93			
ACCOUNT DESCRIPTION	GL#	16 ACTUAL	17 ACTUAL	18 ACTUAL	3-YEAR AVERAGE	19 BUDGET	19 YTD ACTUAL	%	20 REQUESTED	20 APPROVED
4280.527 OELRICHS SENIOR CITIZ 10100X4280527		1,100.00	1,525.00	1,500.00	1,375.00	2,000.00	2,000.00	100	2,000	
ACCOUNT TYPE TOTALS	42	1,100.00	1,525.00	1,500.00	1,375.00	2,000.00	2,000.00	100	2,000	
FUND TOTALS	10100	1,100.00	1,525.00	1,500.00	1,375.00	2,000.00	2,000.00	100	2,000	
DEPT TOTALS	527	1,100.00	1,525.00	1,500.00	1,375.00	2,000.00	2,000.00	100	2,000	

* = BUDGET INCLUDES TRANSFERS AND/OR SUPPLEMENTS



4/26/19 FALL RIVER COUNTY

3+ YEAR BUDGET WORKSHEET

PUBLIC LIBRARY

AS OF APRIL

19

LFBUM

PAGE 1

ACCOUNT
DESCRIPTION

GL#

16
ACTUAL17
ACTUAL18
ACTUAL3-YEAR
AVERAGE19
BUDGET19 YTD
ACTUAL

%

20
REQUESTED20
APPROVED

4291.511 EDGE PYMT

10100X4291511

3,500.00

3,500.00

4,000.00

3,666.67

4,000.00

4,000.00

100

4,000.00

4292.511 H.S. PYMT

10100X4292511

20,000.00

20,000.00

20,000.00

20,000.00

20,000.00

20,000.00

100

ACCOUNT TYPE TOTALS

42

23,500.00

23,500.00

24,000.00

23,666.67

24,000.00

24,000.00

100

FUND TOTALS

10100

23,500.00

23,500.00

24,000.00

23,666.67

24,000.00

24,000.00

100

DEPT TOTALS

511

23,500.00

23,500.00

24,000.00

23,666.67

24,000.00

24,000.00

100

* = BUDGET INCLUDES TRANSFERS AND/OR SUPPLEMENTS

FINAL TOTALS

23,500.00

23,500.00

24,000.00

23,666.67

24,000.00

24,000.00

MAY 03 2019

4/19/19 FALL RIVER COUNTY

3+ YEAR BUDGET WORKSHEET

COMMUNITY HEALTH NURSES

AS OF APRIL

19

LEAD

PAGE 70

REQUESTED
20APPROVED
20

ACCOUNT DESCRIPTION	GL#	16 ACTUAL	17 ACTUAL	18 ACTUAL	3-YEAR AVERAGE	19 BUDGET	19 YTD ACTUAL	
4110.421 COUNTY NURSE SALARIES 10100X4110421		35,590.17	38,537.68	39,379.84	37,835.90	40,581.00	10,013.51	25
4120.421 CO NURSE SOC SEC 10100X4120421		2,722.65	2,915.91	3,012.56	2,883.71	3,105.00	757.20	24
4130.421 CO NURSE RETIREMENT 10100X4130421		2,135.41	2,312.25	2,362.80	2,270.15	2,435.00	600.61	25
4140.421 WORKMAN'S COMP 10100X4140421		34.75	34.54	67.70	45.66	35.00	.00	
4150.421 NURSE HEALTH INS 10100X4150421		4,128.50	4,206.50	4,288.50	4,207.93	3,978.00	1,101.00	28
REIMBURSEMENT BLUE CROSS 10100X4151421		.00	.00	.00	.00	.00	.00	
4160.421 UNEMPLOYMENT 10100X4160421		.00	.00	.00	.00	.00	.00	
4180.421 NURSE DENTAL INS 10100X4180421		485.40	485.40	485.40	485.40	486.00	121.35	25
ACCOUNT TYPE TOTALS 41		45,096.88	48,492.28	49,536.80	47,728.65	50,620.00	12,593.87	25
4210.421 NURSES INS 10100X4210421		6.61	6.82	257.38	90.27	7.00	.00	
4240.421 NURSE RENT 10100X4240421		.00	.00	.00	.00	.00	.00	
4250.421 NURSE REPAIRS & MAINT 10100X4250421		.00	.00	.00	.00	.00	.00	
4260.421 NURSE SUPPLIES 10100X4260421		349.40	361.99	348.82	353.37	400.00	63.03	16
TRAVEL & TRAINING 10100X4270421		82.40	129.00	97.00	102.80	200.00	.00	
4280.421 NURSE UTILITIES 10100X4280421		.00	.00	.00	.00	.00	.00	
4290.421 NURSE STATE PAYMENT 10100X4290421		6,180.00	6,180.00	6,180.00	6,180.00	6,180.00	1,563.50	25
ACCOUNT TYPE TOTALS 42		6,618.41	6,677.71	6,883.20	6,726.44	6,787.00	1,626.53	24
FUND TOTALS 10100		51,715.29	55,169.99	56,480.00	54,455.09	57,407.00	14,220.40	25

No Change Needed.

Thank you!

Judy Henderson

4/19/19	FALL RIVER COUNTY	3+ YEAR BUDGET WORKSHEET	CARE OF AGED	AS OF APRIL	19	LPBUDW	PAGE 76			
ACCOUNT DESCRIPTION	GL#	16 ACTUAL	17 ACTUAL	18 ACTUAL	3-YEAR AVERAGE	19 BUDGET	19 YTD ACTUAL	%	REQUESTED	APPROVED
4260.433 PUBLIC TRANSPORTATION	10100X4260433	13,000.00	17,000.00	13,000.00	14,333.33	13,000.00	.00			
4261.433 EDMONTON ELDERLY MEAL	10100X4261433	.00	2,100.00	2,500.00	1,533.33	2,500.00	.00			
4262.433 HOT SPRINGS ELDERLY M	10100X4262433	.00	5,275.00	3,800.00	3,025.00	2,800.00	.00			
ACCOUNT TYPE TOTALS	42	13,000.00	24,375.00	19,300.00	18,891.67	18,300.00	.00			
FUND TOTALS	10100	13,000.00	24,375.00	19,300.00	18,891.67	18,300.00	.00			
DEPT TOTALS	433	13,000.00	24,375.00	19,300.00	18,891.67	18,300.00	.00			

* = BUDGET INCLUDES TRANSFERS AND/OR SUPPLEMENTS

2,880.00

2,888³⁴

4/19/19	FALL RIVER COUNTY	3+ YEAR BUDGET WORKSHEET	WEED CONTROL	AS OF APRIL	19	19 YTD	%	1.PBUD	20	PAGE
ACCOUNT DESCRIPTION	GL#	16 ACTUAL	17 ACTUAL	18 ACTUAL	3-YEAR AVERAGE	19 BUDGET	19 YTD ACTUAL		REQUESTED	APPROVED
110.615 WEED SALARIES	10100X4110615	66,629.48	66,706.78	67,974.53	67,103.60	70,241.00	10,955.78	16		
120.615 WEED SOC SEC	10100X4120615	5,006.74	5,079.94	5,102.52	5,063.07	5,374.00	664.02	12		
130.615 WEED RETIREMENT	10100X4130615	2,820.50	2,675.42	3,117.68	2,871.20	3,488.00	627.63	18		
140.615 WORKMAN'S COMP	10100X4140615	3,256.05	3,164.77	3,016.20	3,145.67	3,257.00	.00			
150.615 WEED HEALTH INS	10100X4150615	5,388.50	5,468.45	5,575.05	5,477.33	5,741.00	1,101.00	19		
151.615 RETMB BC/BS	10100X4151615	.00	.00	.00	.00	.00	.00			
160.615 UNEMPLOYMENT	10100X4160615	.00	.00	.00	.00	.00	.00			
180.615 WEED DENTAL INS	10100X4180615	631.02	631.02	631.02	631.02	635.00	121.35	19		
ACCOUNT TYPE TOTALS	41	83,732.29	83,726.38	85,417.00	84,291.89	88,736.00	13,469.78	15		
1210.615 WEED INSURANCE	10100X4210615	2,331.95	3,119.37	2,241.56	2,564.29	3,119.00	.00			
1220.615 PRAIRIE DOG CONTROL	10100X4220615	3,614.10	2,525.18	2,579.10	2,906.13	2,000.00	476.00	24		
1221.615 R-O-W SPRAYING	10100X4221615	5,325.50	3,588.70	11,289.38	6,734.53	14,000.00	.00			
1230.615 WEED PUBLISHING	10100X4230615	732.89	419.36	514.22	555.49	750.00	52.83	7		
1241.615 POSTAGE LEASE	10100X4241615	182.78	90.64	90.64	121.35	200.00	22.66	11		
1250.615 WEED REPAIRS	10100X4250615	3,890.10	3,697.60	2,768.13	3,451.94	4,000.00	51.18	1		
1260.615 WEED SUPPLIES	10100X4260615	29,499.85	27,590.87	23,320.38	26,803.70	25,000.00	1,546.47	6		

OK

4/19/19

4/19/19	FALL RIVER COUNTY	3+ YEAR BUDGET WORKSHEET			WEED CONTROL	AS OF APRIL		19	LPRUDM		PAGE
ACCOUNT DESCRIPTION	GL#	16 ACTUAL	17 ACTUAL	18 ACTUAL	3-YEAR AVERAGE	19 BUDGET	19 YTD ACTUAL	%	20 REQUESTED	20 APPROVED	98
HEAVER CREEK GRANT	10100X4261615	.00	.00	.00	.00	.00	.00				
1262.615 HAT CREEK GRANT	10100X4262615	.00	.00	.00	.00	.00	.00				
1263.615 COOPERATIVE GRANT	10100X4263615	.00	.00	.00	.00	.00	.00				
1265.615 POSTAGE SUPPLY	10100X4265615	575.45	370.00	136.47	360.64	.00	83.00				
1266.615 MOSQUITO SUPPLIES	10100X4266615	.00	934.47	4,629.69	1,854.72	.00	.00				
1270.615 WEED TRAVEL	10100X4270615	2,023.93	1,756.29	574.14	1,451.45	1,750.00	757.04	43			
1271.615 WEED BOARD PER DIEM	10100X4271615	.00	.00	.00	.00	.00	.00				
1272.615 MOSQUITO TRAVEL	10100X4272615	.00	2,192.94	1,739.07	1,310.67	.00	.00				
1280.615 WEED TELEPHONE	10100X4280615	4,267.20	5,385.58	4,416.97	4,689.92	1,700.00	506.69	30			
ACCOUNT TYPE TOTALS	42	52,443.75	51,671.00	54,299.75	52,804.83	52,519.00	3,495.87	7			
1300.615 CAPITAL ASSETS	10100X4300615	.00	.00	.00	.00	.00	.00				
1340.615 EQUIPMENT	10100X4340615	.00	1,363.63	607.46	657.03	1,000.00	.00				
1341.615 WEED GRANT EXPENSES	10100X4341615	60,505.80	24,004.03	58,496.72	47,668.85	.00	15,000.00				
ACCOUNT TYPE TOTALS	43	60,505.80	25,367.66	59,104.18	48,325.88	1,000.00	15,000.00	500			
FUND TOTALS	10100	196,681.84	160,765.04	198,820.93	185,422.60	142,255.00	31,965.65	22			
DEPT TOTALS	615	196,681.84	160,765.04	198,820.93	185,422.60	142,255.00	31,965.65	22			

* = BUDGET INCLUDES TRANSFERS AND/OR SUPPLEMENTS

ACCOUNT DESCRIPTION GL# ACTUAL ACTUAL ACTUAL 3-YEAR AVERAGE BUDGET 19 YTD ACTUAL % REQUESTED APPROVED

4290.612 WATER STUDY 10100X4290612 .00 .00 .00 .00 .00 .00

4291.612 SOIL CONSERVATION ANN 10100X4291612 18,000.00 18,000.00 20,000.00 18,666.67 20,000.00 .00 20,000.00

ACCOUNT TYPE TOTALS 42 18,000.00 18,000.00 20,000.00 18,666.67 20,000.00 .00

FUND TOTALS 10100 18,000.00 18,000.00 20,000.00 18,666.67 20,000.00 .00

DEPT TOTALS 612 18,000.00 18,000.00 20,000.00 18,666.67 20,000.00 .00

* = BUDGET INCLUDES TRANSFERS AND/OR SUPPLEMENTS

FYI

Logout



NACo Live Healthy Prescription Discount Program



U.S. Counties

Go Back

 PRESCRIPTION, DENTAL AND HEALTH
DISCOUNT PROGRAMS FOR RESIDENTS

Fall River County, SD

			% OF	% OF	AVERAGE	RETAIL	AVERAGE	AVERAGE	AVERAGE	% OF			
	PLAN	PLAN	RETAIL	RETAIL	MEMBER	SUBMITTED	SUBMITTED	PRICE	PRICE	PRICE	TOTAL		
	TOTAL	PRICE	PRICE	PRICE	COST	COST	PRICE	PRICE	SAVINGS	SAVINGS	UTILIZERS		
2019													
APRIL	12	10	83.33%	2	16.67%	\$ 465.76	\$ 38.81	\$ 1,359.26	\$ 113.27	\$ 893.50	\$ 74.46	65.73%	5
MARCH	11	9	81.82%	2	18.18%	\$ 1,330.85	\$ 120.99	\$ 2,001.79	\$ 181.98	\$ 670.94	\$ 60.99	33.52%	4
FEBRUARY	10	9	90.00%	1	10.00%	\$ 540.27	\$ 54.03	\$ 1,589.20	\$ 158.92	\$ 1,048.93	\$ 104.89	66.00%	3
JANUARY	7	6	85.71%	1	14.29%	\$ 495.32	\$ 70.76	\$ 1,521.82	\$ 217.40	\$ 1,026.50	\$ 146.64	67.45%	3
2018													
DECEMBER	8	6	75.00%	2	25.00%	\$ 1,111.53	\$ 138.94	\$ 1,461.62	\$ 182.70	\$ 350.09	\$ 43.76	23.00%	3
NOVEMBER	7	6	85.00%	1	14.00%	\$ 438.88	\$ 62.70	\$ 1,189.10	\$ 169.87	\$ 750.22	\$ 107.17	63.00%	2
OCTOBER	9	6	66.00%	3	33.00%	\$ 234.90	\$ 26.10	\$ 334.89	\$ 37.21	\$ 99.99	\$ 11.11	29.00%	3
SEPTEMBER	13	11	84.00%	2	15.00%	\$ 915.99	\$ 70.46	\$ 1,939.03	\$ 149.16	\$ 1,023.04	\$ 78.70	52.00%	3
AUGUST	11	8	72.00%	3	27.00%	\$ 1,303.29	\$ 118.48	\$ 2,101.02	\$ 191.00	\$ 797.73	\$ 72.52	37.00%	4
JULY	9	7	77.00%	2	22.00%	\$ 771.51	\$ 85.72	\$ 1,442.38	\$ 160.26	\$ 670.87	\$ 74.54	46.00%	4
JUNE	15	13	86.00%	2	13.00%	\$ 1,691.78	\$ 112.79	\$ 2,610.76	\$ 174.05	\$ 918.98	\$ 61.27	35.00%	4
MAY	8	7	87.00%	1	12.00%	\$ 262.60	\$ 32.83	\$ 537.22	\$ 67.15	\$ 274.62	\$ 34.33	51.00%	3
APRIL	11	11	100.00%	0	0.00%	\$ 614.13	\$ 55.83	\$ 1,840.16	\$ 167.29	\$ 1,226.03	\$ 111.46	66.00%	3
MARCH	4	3	75.00%	1	25.00%	\$ 118.50	\$ 29.63	\$ 252.91	\$ 63.23	\$ 134.41	\$ 33.60	53.00%	2
FEBRUARY	9	9	100.00%	0	0.00%	\$ 1,428.70	\$ 158.74	\$ 2,402.43	\$ 266.94	\$ 973.73	\$ 108.19	40.00%	4
JANUARY	4	4	100.00%	0	0.00%	\$ 129.29	\$ 32.32	\$ 364.15	\$ 91.04	\$ 234.86	\$ 58.72	64.00%	3
2017													
DECEMBER	8	6	75.00%	2	25.00%	\$ 240.21	\$ 30.03	\$ 401.81	\$ 50.23	\$ 161.60	\$ 20.20	40.00%	5
NOVEMBER	4	4	100.00%	0	0.00%	\$ 965.49	\$ 241.37	\$ 1,263.84	\$ 315.96	\$ 298.35	\$ 74.59	23.00%	4
OCTOBER	8	8	100.00%	0	0.00%	\$ 773.63	\$ 96.70	\$ 2,266.23	\$ 283.28	\$ 1,492.60	\$ 186.58	65.00%	2
SEPTEMBER	3	3	100.00%	0	0.00%	\$ 127.83	\$ 42.61	\$ 196.28	\$ 65.43	\$ 68.45	\$ 22.82	34.00%	2
AUGUST	5	4	80.00%	1	20.00%	\$ 304.50	\$ 60.90	\$ 963.66	\$ 192.73	\$ 659.16	\$ 131.83	68.00%	2
JULY	9	7	77.00%	2	22.00%	\$ 1,189.54	\$ 132.17	\$ 1,681.00	\$ 186.78	\$ 491.46	\$ 54.61	29.00%	3
JUNE	6	5	83.00%	1	16.00%	\$ 145.48	\$ 24.25	\$ 295.68	\$ 49.28	\$ 150.20	\$ 25.03	50.00%	5
MAY	8	5	62.00%	3	37.00%	\$ 208.26	\$ 26.03	\$ 363.05	\$ 45.38	\$ 154.79	\$ 19.35	42.00%	4
APRIL	8	7	87.00%	1	12.00%	\$ 1,028.45	\$ 128.56	\$ 1,423.05	\$ 177.88	\$ 394.60	\$ 49.33	27.00%	4
MARCH	9	7	77.00%	2	22.00%	\$ 573.03	\$ 63.67	\$ 768.16	\$ 85.35	\$ 195.13	\$ 21.68	25.00%	5
FEBRUARY	15	14	93.00%	1	6.00%	\$ 792.68	\$ 52.85	\$ 1,210.47	\$ 80.70	\$ 417.79	\$ 27.85	34.00%	6
JANUARY	17	16	94.00%	1	5.00%	\$ 1,970.74	\$ 115.93	\$ 2,781.25	\$ 163.60	\$ 810.51	\$ 47.68	29.00%	7
2016													
DECEMBER	24	22	91.00%	2	8.00%	\$ 1,925.89	\$ 80.25	\$ 2,676.38	\$ 111.52	\$ 750.49	\$ 31.27	28.00%	7
NOVEMBER	18	14	77.00%	4	22.00%	\$ 1,815.82	\$ 100.88	\$ 2,768.63	\$ 153.81	\$ 952.81	\$ 52.93	34.00%	8
OCTOBER	14	14	100.00%	0	0.00%	\$ 1,788.02	\$ 127.72	\$ 2,654.74	\$ 189.62	\$ 866.72	\$ 61.91	32.00%	4
SEPTEMBER	19	18	94.00%	1	5.00%	\$ 1,675.90	\$ 88.21	\$ 2,460.30	\$ 129.49	\$ 784.40	\$ 41.28	31.00%	5
AUGUST	14	11	78.00%	3	21.00%	\$ 979.19	\$ 69.94	\$ 1,441.98	\$ 103.00	\$ 462.79	\$ 33.06	32.00%	5
JULY	12	11	91.00%	1	8.00%	\$ 975.81	\$ 81.32	\$ 1,631.14	\$ 135.93	\$ 655.33	\$ 54.61	40.00%	6
JUNE	16	13	81.00%	3	18.00%	\$ 920.50	\$ 57.53	\$ 1,660.07	\$ 103.75	\$ 739.57	\$ 46.22	44.00%	5
MAY	16	12	75.00%	4	25.00%	\$ 877.74	\$ 54.86	\$ 1,327.96	\$ 83.00	\$ 450.22	\$ 28.14	33.00%	5
APRIL	12	9	75.00%	3	25.00%	\$ 548.93	\$ 45.74	\$ 803.02	\$ 66.92	\$ 254.09	\$ 21.17	31.00%	4
MARCH	13	11	84.00%	2	15.00%	\$ 707.98	\$ 54.46	\$ 885.15	\$ 68.09	\$ 177.17	\$ 13.63	20.00%	6
FEBRUARY	16	11	68.00%	5	31.00%	\$ 1,366.56	\$ 85.41	\$ 1,952.27	\$ 122.02	\$ 585.71	\$ 36.61	30.00%	6
JANUARY	12	10	83.00%	2	16.00%	\$ 511.27	\$ 42.61	\$ 758.00	\$ 63.17	\$ 246.73	\$ 20.56	32.00%	5
2015													
DECEMBER	18	15	83.00%	3	16.00%	\$ 964.25	\$ 53.57	\$ 1,486.90	\$ 82.61	\$ 522.65	\$ 29.04	35.00%	8
NOVEMBER	13	13	100.00%	0	0.00%	\$ 1,279.38	\$ 98.41	\$ 2,434.77	\$ 187.29	\$ 1,155.39	\$ 88.88	47.00%	7
OCTOBER	10	8	80.00%	2	20.00%	\$ 365.58	\$ 36.56	\$ 504.97	\$ 50.50	\$ 139.39	\$ 13.94	27.00%	4
SEPTEMBER	9	8	88.00%	1	11.00%	\$ 319.95	\$ 35.55	\$ 449.78	\$ 49.98	\$ 129.83	\$ 14.43	28.00%	4
AUGUST	16	15	93.00%	1	6.00%	\$ 1,418.75	\$ 88.67	\$ 2,123.95	\$ 132.75	\$ 705.20	\$ 44.07	33.00%	6
JULY	14	12	85.00%	2	14.00%	\$ 854.71	\$ 61.05	\$ 1,145.28	\$ 81.81	\$ 290.57	\$ 20.76	25.00%	5
JUNE	19	17	89.00%	2	10.00%	\$ 1,620.06	\$ 85.27	\$ 2,018.54	\$ 106.24	\$ 398.48	\$ 20.97	19.00%	5
MAY	22	17	77.00%	5	22.00%	\$ 1,474.98	\$ 67.04	\$ 2,203.98	\$ 100.18	\$ 729.00	\$ 33.14	33.00%	9
APRIL	14	14	100.00%	0	0.00%	\$ 478.69	\$ 34.19	\$ 738.14	\$ 52.72	\$ 259.45	\$ 18.53	35.00%	6
MARCH	12	11	91.00%	1	8.00%	\$ 463.91	\$ 38.66	\$ 787.93	\$ 65.66	\$ 324.02	\$ 27.00	41.00%	7

<u>FEBRUARY</u>	15	12	80.00%	3	20.00%	\$ 553.01	\$ 36.87	\$ 790.07	\$ 52.67	\$ 237.06	\$ 15.80	30.00%	7
<u>JANUARY</u>	16	14	87.00%	2	12.00%	\$ 597.76	\$ 37.36	\$ 1,045.40	\$ 65.34	\$ 447.64	\$ 27.98	42.00%	10
2014													
<u>DECEMBER</u>	24	20	83.00%	4	16.00%	\$ 706.64	\$ 29.44	\$ 1,116.88	\$ 46.54	\$ 410.24	\$ 17.09	36.00%	9
<u>NOVEMBER</u>	18	10	55.00%	8	44.00%	\$ 649.12	\$ 36.06	\$ 907.11	\$ 50.40	\$ 257.99	\$ 14.33	28.00%	6
<u>OCTOBER</u>	24	16	66.00%	8	33.00%	\$ 936.72	\$ 39.03	\$ 1,223.24	\$ 50.97	\$ 286.52	\$ 11.94	23.00%	8
<u>SEPTEMBER</u>	21	15	71.00%	6	28.00%	\$ 840.71	\$ 40.03	\$ 1,135.75	\$ 54.08	\$ 295.04	\$ 14.05	25.00%	8
<u>AUGUST</u>	20	17	85.00%	3	15.00%	\$ 1,016.91	\$ 50.85	\$ 1,352.56	\$ 67.63	\$ 335.65	\$ 16.78	24.00%	9
<u>JULY</u>	14	13	92.00%	1	7.00%	\$ 625.49	\$ 44.68	\$ 811.56	\$ 57.97	\$ 186.07	\$ 13.29	22.00%	6
<u>JUNE</u>	25	17	68.00%	8	32.00%	\$ 881.99	\$ 35.28	\$ 1,137.86	\$ 45.51	\$ 255.87	\$ 10.23	22.00%	8
<u>MAY</u>	28	19	67.00%	9	32.00%	\$ 830.74	\$ 29.67	\$ 1,131.64	\$ 40.42	\$ 300.90	\$ 10.75	26.00%	12
<u>APRIL</u>	16	15	93.00%	1	6.00%	\$ 1,034.60	\$ 64.66	\$ 1,723.10	\$ 107.69	\$ 688.50	\$ 43.03	39.00%	8
<u>MARCH</u>	21	19	90.00%	2	9.00%	\$ 717.12	\$ 34.15	\$ 1,114.99	\$ 53.09	\$ 397.87	\$ 18.95	35.00%	10
<u>FEBRUARY</u>	30	28	93.00%	2	6.00%	\$ 1,112.08	\$ 37.07	\$ 1,852.54	\$ 61.75	\$ 740.46	\$ 24.68	39.00%	14
<u>JANUARY</u>	26	19	73.00%	7	26.00%	\$ 862.50	\$ 33.17	\$ 1,768.71	\$ 68.03	\$ 906.21	\$ 34.85	51.00%	13
2013													
<u>DECEMBER</u>	39	36	92.00%	3	7.00%	\$ 1,521.37	\$ 39.01	\$ 2,168.71	\$ 55.61	\$ 647.34	\$ 16.60	29.00%	15
<u>NOVEMBER</u>	29	25	86.00%	4	13.00%	\$ 943.58	\$ 32.54	\$ 1,771.06	\$ 61.07	\$ 827.48	\$ 28.53	46.00%	12
<u>OCTOBER</u>	37	32	86.00%	5	13.00%	\$ 1,745.64	\$ 47.18	\$ 2,693.33	\$ 72.79	\$ 947.69	\$ 25.61	35.00%	13
<u>SEPTEMBER</u>	31	26	83.00%	5	16.00%	\$ 1,024.93	\$ 33.06	\$ 1,738.89	\$ 56.09	\$ 713.96	\$ 23.03	41.00%	13
<u>AUGUST</u>	31	24	77.00%	7	22.00%	\$ 1,025.30	\$ 33.07	\$ 1,633.34	\$ 52.69	\$ 608.04	\$ 19.61	37.00%	13
<u>JULY</u>	25	22	88.00%	3	12.00%	\$ 869.06	\$ 34.76	\$ 1,388.10	\$ 55.52	\$ 519.04	\$ 20.76	37.00%	12
<u>JUNE</u>	25	22	88.00%	3	12.00%	\$ 914.09	\$ 36.56	\$ 1,372.66	\$ 54.91	\$ 458.57	\$ 18.34	33.00%	12
<u>MAY</u>	23	20	86.00%	3	13.00%	\$ 760.23	\$ 33.05	\$ 1,195.04	\$ 51.96	\$ 434.81	\$ 18.90	36.00%	13
<u>APRIL</u>	28	22	78.00%	6	21.00%	\$ 984.82	\$ 35.17	\$ 1,456.89	\$ 52.03	\$ 472.07	\$ 16.86	32.00%	14
<u>MARCH</u>	33	23	69.00%	10	30.00%	\$ 1,351.91	\$ 40.97	\$ 1,730.67	\$ 52.44	\$ 378.76	\$ 11.48	21.00%	16
<u>FEBRUARY</u>	25	20	80.00%	5	20.00%	\$ 833.46	\$ 33.34	\$ 1,185.59	\$ 47.42	\$ 352.13	\$ 14.09	29.00%	13
<u>JANUARY</u>	28	24	85.00%	4	14.00%	\$ 823.29	\$ 29.40	\$ 1,326.22	\$ 47.37	\$ 502.93	\$ 17.96	37.00%	16
2012													
<u>DECEMBER</u>	33	23	69.00%	10	30.00%	\$ 957.43	\$ 29.01	\$ 1,365.22	\$ 41.37	\$ 407.79	\$ 12.36	29.00%	17
<u>NOVEMBER</u>	33	25	75.00%	8	24.00%	\$ 1,504.56	\$ 45.59	\$ 1,997.84	\$ 60.54	\$ 493.28	\$ 14.95	24.00%	14
<u>OCTOBER</u>	59	47	79.00%	12	20.00%	\$ 2,331.35	\$ 39.51	\$ 3,256.23	\$ 55.19	\$ 924.88	\$ 15.68	28.00%	15
<u>SEPTEMBER</u>	28	22	78.00%	6	21.00%	\$ 1,239.61	\$ 44.27	\$ 1,617.53	\$ 57.77	\$ 377.92	\$ 13.50	23.00%	17
<u>AUGUST</u>	35	31	88.00%	4	11.00%	\$ 1,328.28	\$ 37.95	\$ 2,292.52	\$ 65.50	\$ 964.24	\$ 27.55	42.00%	16
<u>JULY</u>	18	17	94.00%	1	5.00%	\$ 809.41	\$ 44.97	\$ 1,314.78	\$ 73.04	\$ 505.37	\$ 28.08	38.00%	10
<u>JUNE</u>	33	29	87.00%	4	12.00%	\$ 1,387.79	\$ 42.05	\$ 2,035.25	\$ 61.67	\$ 647.46	\$ 19.62	31.00%	15
<u>MAY</u>	41	31	75.00%	10	24.00%	\$ 1,310.08	\$ 31.95	\$ 2,183.27	\$ 53.25	\$ 873.19	\$ 21.30	39.00%	16
<u>APRIL</u>	34	32	94.00%	2	5.00%	\$ 1,300.71	\$ 38.26	\$ 2,284.27	\$ 67.18	\$ 983.56	\$ 28.93	43.00%	15
<u>MARCH</u>	31	29	93.00%	2	6.00%	\$ 1,330.16	\$ 42.91	\$ 2,044.00	\$ 65.94	\$ 713.84	\$ 23.03	34.00%	17
<u>FEBRUARY</u>	41	37	90.00%	4	9.00%	\$ 1,903.17	\$ 46.42	\$ 3,151.36	\$ 76.86	\$ 1,248.19	\$ 30.44	39.00%	20
<u>JANUARY</u>	38	33	86.00%	5	13.00%	\$ 1,009.70	\$ 26.57	\$ 2,068.96	\$ 54.45	\$ 1,059.26	\$ 27.88	51.00%	18
2011													
<u>DECEMBER</u>	41	36	87.00%	5	12.00%	\$ 2,223.02	\$ 54.22	\$ 3,259.62	\$ 79.50	\$ 1,036.60	\$ 25.28	31.00%	19
<u>NOVEMBER</u>	38	35	92.00%	3	7.00%	\$ 1,170.61	\$ 30.81	\$ 2,183.77	\$ 57.47	\$ 1,013.16	\$ 26.66	46.00%	21
<u>OCTOBER</u>	42	38	90.00%	4	9.00%	\$ 2,062.71	\$ 49.11	\$ 3,275.33	\$ 77.98	\$ 1,212.62	\$ 28.87	37.00%	19
<u>SEPTEMBER</u>	49	47	95.00%	2	4.00%	\$ 2,614.16	\$ 53.35	\$ 3,573.59	\$ 72.93	\$ 959.43	\$ 19.58	26.00%	27
<u>AUGUST</u>	46	44	95.00%	2	4.00%	\$ 1,263.41	\$ 27.47	\$ 2,200.32	\$ 47.83	\$ 936.91	\$ 20.37	42.00%	21
<u>JULY</u>	50	46	92.00%	4	8.00%	\$ 1,825.78	\$ 36.52	\$ 2,905.34	\$ 58.11	\$ 1,079.56	\$ 21.59	37.00%	26
<u>JUNE</u>	48	45	93.00%	3	6.00%	\$ 2,025.03	\$ 42.19	\$ 3,010.77	\$ 62.72	\$ 985.74	\$ 20.54	32.00%	24
<u>MAY</u>	46	43	93.00%	3	6.00%	\$ 1,722.85	\$ 37.45	\$ 2,737.41	\$ 59.51	\$ 1,014.56	\$ 22.06	37.00%	25
<u>APRIL</u>	55	52	94.00%	3	5.00%	\$ 1,575.88	\$ 28.65	\$ 2,702.57	\$ 49.14	\$ 1,126.69	\$ 20.49	41.00%	27
<u>MARCH</u>	63	61	96.00%	2	3.00%	\$ 2,508.93	\$ 39.82	\$ 4,037.37	\$ 64.09	\$ 1,528.44	\$ 24.26	37.00%	26
<u>FEBRUARY</u>	68	66	97.00%	2	2.00%	\$ 1,933.38	\$ 28.43	\$ 3,278.45	\$ 48.21	\$ 1,345.07	\$ 19.78	41.00%	31
<u>JANUARY</u>	51	49	96.00%	2	3.00%	\$ 1,968.12	\$ 38.59	\$ 3,110.59	\$ 60.99	\$ 1,142.47	\$ 22.40	36.00%	25
2010													
<u>DECEMBER</u>	65	63	96.00%	2	3.00%	\$ 2,301.18	\$ 35.40	\$ 3,875.37	\$ 59.62	\$ 1,574.19	\$ 24.22	40.00%	30
<u>NOVEMBER</u>	61	59	96.00%	2	3.00%	\$ 2,088.90	\$ 34.24	\$ 3,388.25	\$ 55.55	\$ 1,299.35	\$ 21.30	38.00%	30
<u>OCTOBER</u>	70	68	97.00%	2	2.00%	\$ 2,727.19	\$ 38.96	\$ 4,456.44	\$ 63.66	\$ 1,729.25	\$ 24.70	38.00%	33
<u>SEPTEMBER</u>	60	57	95.00%	3	5.00%	\$ 2,525.29	\$ 42.09	\$ 3,987.89	\$ 66.46	\$ 1,462.60	\$ 24.38	36.00%	34
<u>AUGUST</u>	76	73	96.00%	3	3.00%	\$ 2,487.87	\$ 32.74	\$ 4,206.79	\$ 55.35	\$ 1,718.92	\$ 22.62	40.00%	38
<u>JULY</u>	71	68	95.00%	3	4.00%	\$ 2,425.05	\$ 34.16	\$ 3,858.67	\$ 54.35	\$ 1,433.62	\$ 20.19	37.00%	38
<u>JUNE</u>	78	72	92.00%	6	7.00%	\$ 2,862.66	\$ 36.70	\$ 4,474.45	\$ 57.36	\$ 1,611.79	\$ 20.66	36.00%	37
<u>MAY</u>	83	79	95.00%	4	4.00%	\$ 3,060.08	\$ 36.87	\$ 4,647.88	\$ 56.00	\$ 1,587.80	\$ 19.13	34.00%	34
<u>APRIL</u>	93	87	93.00%	6	6.00%	\$ 4,053.41	\$ 43.59	\$ 6,205.64	\$ 66.73	\$ 2,152.23	\$ 23.14	34.00%	43
<u>MARCH</u>	88	84	95.00%	4	4.00%	\$ 4,128.70	\$ 46.92	\$ 5,824.23	\$ 66.18	\$ 1,695.53	\$ 19.27	29.00%	38
<u>FEBRUARY</u>	73	69	94.00%	4	5.00%	\$ 3,890.31	\$ 53.29	\$ 5,509.66	\$ 75.47	\$ 1,619.35	\$ 22.18	29.00%	35
<u>JANUARY</u>	91	83	91.00%	8	8.00%	\$ 2,920.49	\$ 32.09	\$ 4,398.21	\$ 48.33	\$ 1,477.72	\$ 16.24	33.00%	41
2009													
<u>DECEMBER</u>	97	87	89.00%	10	10.00%	\$ 3,685.34	\$ 37.99	\$ 5,268.45	\$ 54.31	\$ 1,583.11	\$ 16.32	30.00%	41
<u>NOVEMBER</u>	107	97	90.00%	10	9.00%	\$ 3,941.96	\$ 36.84	\$ 5,872.20	\$ 54.88	\$ 1,930.24	\$ 18.04	32.00%	51
<u>OCTOBER</u>	108	104	96.00%	4	3.00%	\$ 3,550.09	\$ 32.87	\$ 5,660.60	\$ 52.41	\$ 2,110.51	\$ 19.54	37.00%	46
<u>SEPTEMBER</u>	105	97	92.00%	8	7.00%	\$ 3,757.94	\$ 35.79	\$ 5,450.89	\$ 51.91	\$ 1,692.95	\$ 16.12	31.00%	52
<u>AUGUST</u>	108	97	89.00%	11	10.00%	\$ 3,337.75	\$ 30.91	\$ 4,994.80	\$ 46.25	\$ 1,657.05	\$ 15.34	33.00%	49
<u>JULY</u>	88	78	88.00%	10	11.00%	\$ 3,443.16	\$ 39.13	\$ 4,802.17	\$ 54.57	\$ 1,359.01	\$ 15.44	28.00%	47
<u>JUNE</u>	94	87	92.00%	7	7.00%	\$ 3,137.54	\$ 33.38	\$ 4,641.73	\$ 49.38	\$ 1,504.19	\$ 16.00	32.00%	49
<u>MAY</u>	89	82	92.00%	7	7.00%	\$ 3,609.40	\$ 40.56	\$ 5,388.56	\$ 60.55	\$ 1,779.16	\$ 19.99	33.00%	50

APRIL	100	98	98.00%	2	2.00%	\$ 3,221.62	\$ 32.22	\$ 5,131.69	\$ 51.32	\$ 1,910.07	\$ 19.10	37.00%	50
MARCH	91	90	98.00%	1	1.00%	\$ 3,753.47	\$ 41.25	\$ 5,785.47	\$ 63.58	\$ 2,032.00	\$ 22.33	35.00%	55
FEBRUARY	101	93	92.00%	8	7.00%	\$ 4,149.28	\$ 41.08	\$ 6,209.91	\$ 61.48	\$ 2,060.63	\$ 20.40	33.00%	49
JANUARY	78	71	91.00%	7	8.00%	\$ 2,964.97	\$ 38.01	\$ 4,319.33	\$ 55.38	\$ 1,354.36	\$ 17.36	31.00%	39
2008													
DECEMBER	102	95	93.00%	7	6.00%	\$ 3,947.68	\$ 38.70	\$ 6,270.27	\$ 61.47	\$ 2,322.59	\$ 22.77	37.00%	43
NOVEMBER	72	69	95.00%	3	4.00%	\$ 3,325.59	\$ 46.19	\$ 4,820.25	\$ 66.95	\$ 1,494.66	\$ 20.76	31.00%	45
OCTOBER	83	79	95.00%	4	4.00%	\$ 4,120.27	\$ 49.64	\$ 6,098.95	\$ 73.48	\$ 1,978.68	\$ 23.84	32.00%	43
SEPTEMBER	90	83	92.00%	7	7.00%	\$ 3,983.65	\$ 44.26	\$ 5,846.12	\$ 64.96	\$ 1,862.47	\$ 20.69	31.00%	44
AUGUST	87	83	95.00%	4	4.00%	\$ 3,581.13	\$ 41.16	\$ 5,535.62	\$ 63.63	\$ 1,954.49	\$ 22.47	35.00%	39
JULY	115	111	96.00%	4	3.00%	\$ 5,017.92	\$ 43.63	\$ 7,650.36	\$ 66.52	\$ 2,632.44	\$ 22.89	34.00%	49
JUNE	105	97	92.00%	8	7.00%	\$ 4,679.05	\$ 44.56	\$ 6,863.75	\$ 65.37	\$ 2,184.70	\$ 20.81	31.00%	51
MAY	115	114	99.00%	1	0.87%	\$ 4,981.02	\$ 43.31	\$ 7,691.94	\$ 66.89	\$ 2,710.92	\$ 23.57	35.00%	50
APRIL	114	114	100.00%	0	0.00%	\$ 4,435.62	\$ 38.91	\$ 6,968.64	\$ 61.13	\$ 2,533.02	\$ 22.22	36.00%	51
MARCH	109	107	98.00%	2	1.00%	\$ 4,414.97	\$ 40.50	\$ 6,635.36	\$ 60.87	\$ 2,220.39	\$ 20.37	33.00%	50
FEBRUARY	98	98	100.00%	0	0.00%	\$ 3,933.41	\$ 40.14	\$ 6,182.92	\$ 63.09	\$ 2,249.51	\$ 22.95	36.00%	50
JANUARY	108	108	100.00%	0	0.00%	\$ 4,229.20	\$ 39.16	\$ 6,390.22	\$ 59.17	\$ 2,161.02	\$ 20.01	33.00%	50
2007													
DECEMBER	110	109	99.00%	1	0.91%	\$ 4,467.77	\$ 40.62	\$ 6,580.60	\$ 59.82	\$ 2,112.83	\$ 19.21	32.00%	47
NOVEMBER	95	94	98.00%	1	1.00%	\$ 3,619.78	\$ 38.10	\$ 5,625.46	\$ 59.22	\$ 2,005.68	\$ 21.11	35.00%	45
OCTOBER	114	107	93.00%	7	6.00%	\$ 4,976.87	\$ 43.66	\$ 7,009.90	\$ 61.49	\$ 2,033.03	\$ 17.83	29.00%	54
SEPTEMBER	104	98	94.00%	6	5.00%	\$ 3,852.78	\$ 37.05	\$ 5,596.64	\$ 53.81	\$ 1,743.86	\$ 16.77	31.00%	52
AUGUST	120	114	95.00%	6	5.00%	\$ 4,759.01	\$ 39.66	\$ 6,683.22	\$ 55.69	\$ 1,924.21	\$ 16.04	28.00%	63
JULY	124	112	90.00%	12	9.00%	\$ 4,320.43	\$ 34.84	\$ 5,979.18	\$ 48.22	\$ 1,658.75	\$ 13.38	27.00%	58
JUNE	95	89	93.00%	6	6.00%	\$ 4,451.87	\$ 46.86	\$ 5,912.93	\$ 62.24	\$ 1,461.06	\$ 15.38	24.00%	56
MAY	110	103	93.00%	7	6.00%	\$ 4,761.95	\$ 43.29	\$ 6,242.54	\$ 56.75	\$ 1,480.59	\$ 13.46	23.00%	55
APRIL	118	109	92.00%	9	7.00%	\$ 5,929.17	\$ 50.25	\$ 8,003.36	\$ 67.83	\$ 2,074.19	\$ 17.58	25.00%	57
MARCH	141	130	92.00%	11	7.00%	\$ 5,918.14	\$ 41.97	\$ 8,293.21	\$ 58.82	\$ 2,375.07	\$ 16.84	28.00%	58
FEBRUARY	141	131	92.00%	10	7.00%	\$ 7,405.36	\$ 52.52	\$ 10,094.20	\$ 71.59	\$ 2,688.84	\$ 19.07	26.00%	57
JANUARY	165	148	89.00%	17	10.00%	\$ 7,870.57	\$ 47.70	\$ 10,579.31	\$ 64.12	\$ 2,708.74	\$ 16.42	25.00%	63
2006													
DECEMBER	178	162	91.00%	16	8.00%	\$ 9,295.49	\$ 52.22	\$ 12,515.91	\$ 70.31	\$ 3,220.42	\$ 18.09	25.00%	62
NOVEMBER	132	120	90.00%	12	9.00%	\$ 5,330.73	\$ 40.38	\$ 7,311.24	\$ 55.39	\$ 1,980.51	\$ 15.00	27.00%	50
OCTOBER	134	120	89.00%	14	10.00%	\$ 5,774.20	\$ 43.09	\$ 7,804.81	\$ 58.24	\$ 2,030.61	\$ 15.15	26.00%	42
SEPTEMBER	108	100	92.00%	8	7.00%	\$ 4,995.44	\$ 46.25	\$ 6,913.28	\$ 64.01	\$ 1,917.84	\$ 17.76	27.00%	40
AUGUST	36	32	88.00%	4	11.00%	\$ 1,578.19	\$ 43.84	\$ 2,073.55	\$ 57.60	\$ 495.36	\$ 13.76	23.00%	20

Fall River, SD	% PLAN					MEMBER COST	AVERAGE		AVERAGE		AVERAGE			TOTAL UTILIZERS
	TOTAL	PRICED	PRICED	PRICED	PRICED		MEMBERS	RETAIL SUBMITTED	RETAIL SUBMITTED	PRICE SAVINGS	PRICE SAVINGS	PRICE SAVINGS		
TOTALS:	7,552	6,924	91.68%	628	8.32%	\$ 324,957.12	\$ 43.03	\$ 488,667.39	\$ 64.71	\$ 163,710.27	\$ 21.68	33.50%	3,453.00	

Column Headers from left to right:

1. Total Rx's: This is the total number of Rx's that were adjudicated or attempted to adjudicate through the use of the card (the explanation of the next couple of headers will help explain the necessity of this column).
2. Plan Priced Rx's: Caremark tracks all attempts to use the cards including when the pharmacy offers a lower price than the card can give. This is usually when the pharmacy sells a drug at cost or below cost to create foot traffic for the pharmacy or under a special purchase arrangement. This is the amount of Rx's that the card gave the best price vs. the pharmacy.
3. % Plan Priced Rx's: What percentage of the total attempted Rx's adjudicated via best price with the card.
4. Retail Priced Rx's: How many prescriptions where the pharmacy had a lower price.
5. % Retail Priced Rx's: Percentage of Rx's where the pharmacy had a lower price.
6. Total Drug Cost: All prescriptions totaled together at their card discount prices.
7. Average Drug Cost: Average Drug Cost per Rx at the card discounted price.
8. Retail Submitted Price: What the price would have been if the prescriptions weren't filled with the card.
9. Average Retail Submitted Price: Average Per Prescription price if the card wasn't presented at a discount.
10. Price Savings: Total dollar savings for all Rx's filled with the card.
11. Average Price Savings: Average price savings per prescription.
12. % Price Savings: Percentage price savings per prescription.
13. Total Utilizers: This is the total amount of people who represent the total amount of prescriptions i.e. some people fill multiple prescriptions. This gives you an indication of how many residents you are helping.