

**Taxable Value by Class (total and percentage of county total)**

Year	Agricultural Land & Buildings	Owner Occupied Residential	Commercial & Other properties	Utility	Total
2022	\$ 157,984,080 20.0%	\$ 335,648,240 42.5%	\$ 201,569,620 25.5%	\$ 94,847,273 12.0%	\$ 790,049,213 100.0%
2023	\$ 149,670,840 16.0%	\$ 420,905,850 44.9%	\$ 264,198,230 28.2%	\$ 102,547,375 10.9%	\$ 937,322,295 100.0%
2024	\$ 152,156,101 13.6%	\$ 502,158,302 44.8%	\$ 349,745,347 31.2%	\$ 117,439,785 10.5%	\$ 1,121,466,535 100.0%
2025	\$ 157,679,261 13.3%	\$ 537,915,302 45.5%	\$ 372,292,200 31.5%	\$ 114,822,140 9.7%	\$ 1,182,708,903 100.0%
2026	\$ 167,554,142 13.1%	\$ 594,359,477 46.6%	\$ 412,883,337 32.4%	\$ 100,463,400 7.9%	\$ 1,275,260,356 100.0%

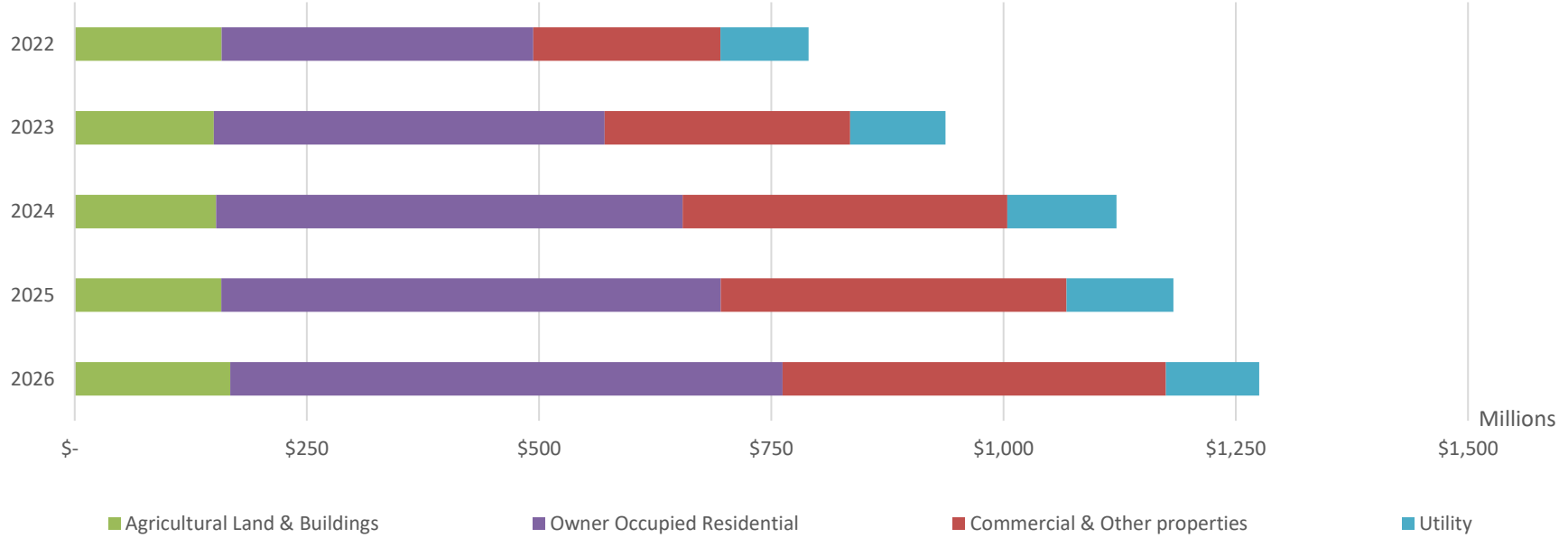
**Taxes by Class (total and percentage of county total)**

Year	Agricultural Land & Buildings	Owner Occupied Residential	Commercial & Other properties	Utility	Total
2022	\$ 1,714,392 13.9%	\$ 5,143,401 41.7%	\$ 3,826,679 31.0%	\$ 1,640,063 13.3%	\$ 12,324,535 100.0%
2023	\$ 1,517,100 11.2%	\$ ,822,912 43.0%	\$ ,563,481 33.7%	\$ 1,648,041 12.2%	\$ 13,551,533 100.0%
2024	\$ 1,324,627 8.9%	\$ 6,236,726 42.1%	\$ 5,519,328 37.2%	\$ 1,749,602 11.8%	\$ 14,830,283 100.0%
2025	\$ 1,428,007 9.5%	\$ 6,454,206 42.7%	\$ 5,602,220 37.1%	\$ 1,621,759 10.7%	\$ 15,106,192 100.0%
2026	\$ 1,441,932 9.4%	\$ 6,675,382 43.6%	\$ 5,829,792 38.1%	\$ 1,355,108 8.9%	\$ 15,302,214 100.0%

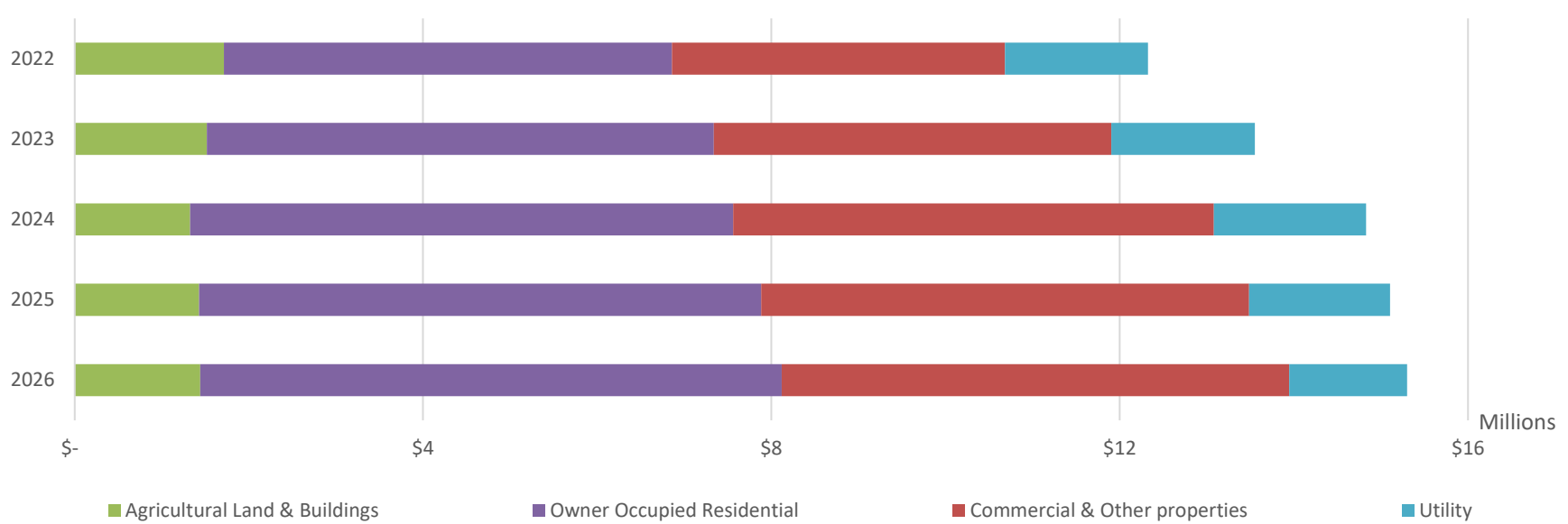
\*\*\*These numbers do not include special assessments\*\*\*

Year Listed is the year taxes were due

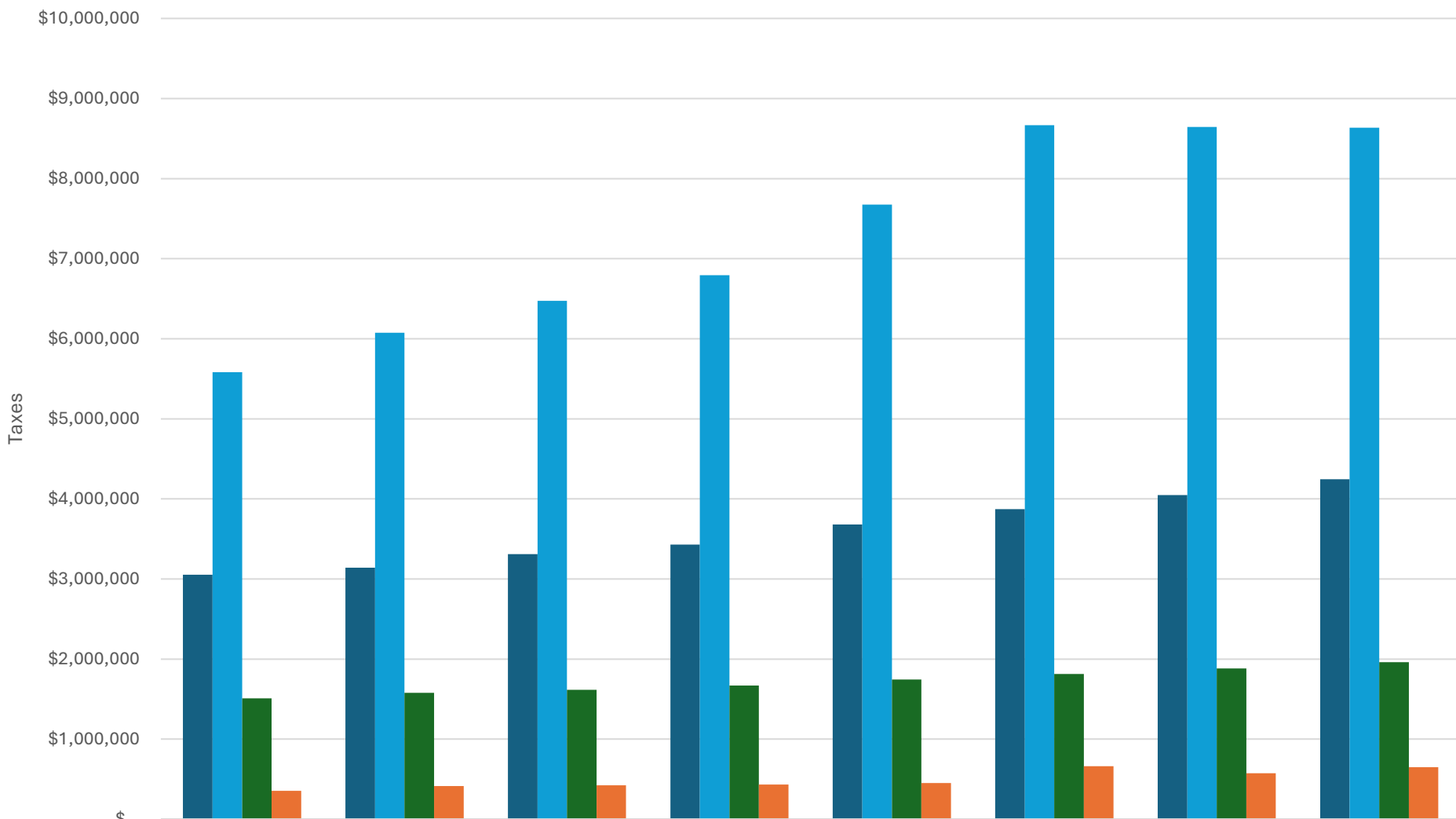
### Taxable Value by Class - Fall River County



### Taxes by Class - Fall River County

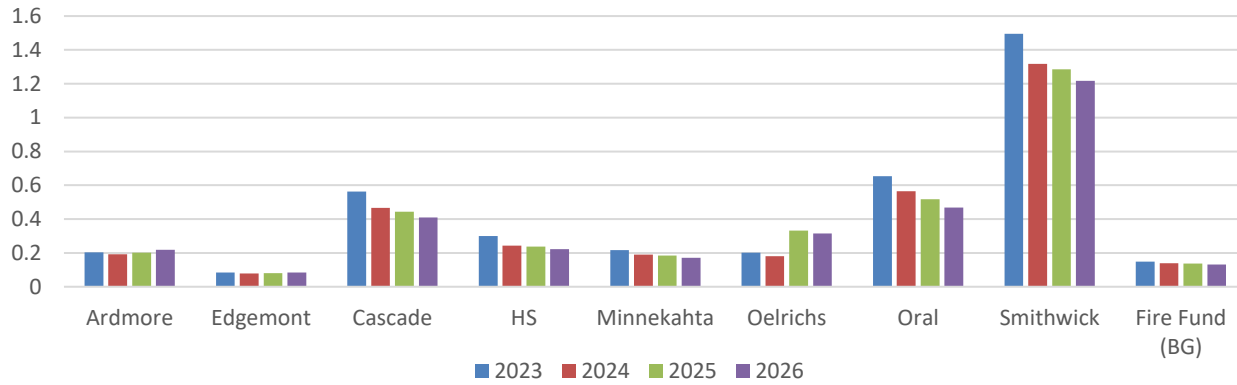


### Distribution of Taxes 2019-2026

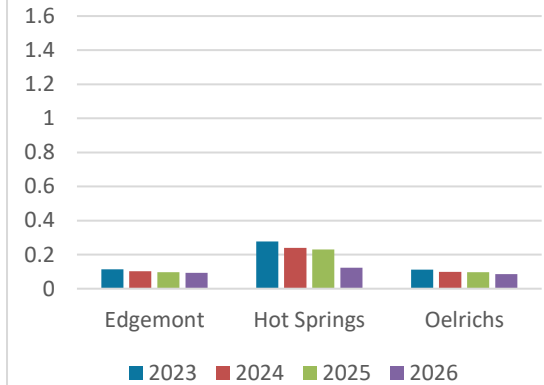


	2019	2020	2021	2022	2023	2024	2025	2026
■ COUNTY	\$3,052,897	\$3,140,810	\$3,310,181	\$3,428,686	\$3,680,727	\$3,871,765	\$4,046,453	\$4,246,680
■ SCHOOL	\$5,583,453	\$6,076,186	\$6,473,830	\$6,794,984	\$7,675,240	\$8,668,280	\$8,644,537	\$8,634,902
■ CITY-TWP	\$1,510,500	\$1,578,379	\$1,616,850	\$1,667,757	\$1,743,290	\$1,814,254	\$1,883,837	\$1,962,343
■ OTHER	\$355,134	\$415,061	\$423,372	\$432,883	\$452,031	\$661,412	\$574,637	\$649,596

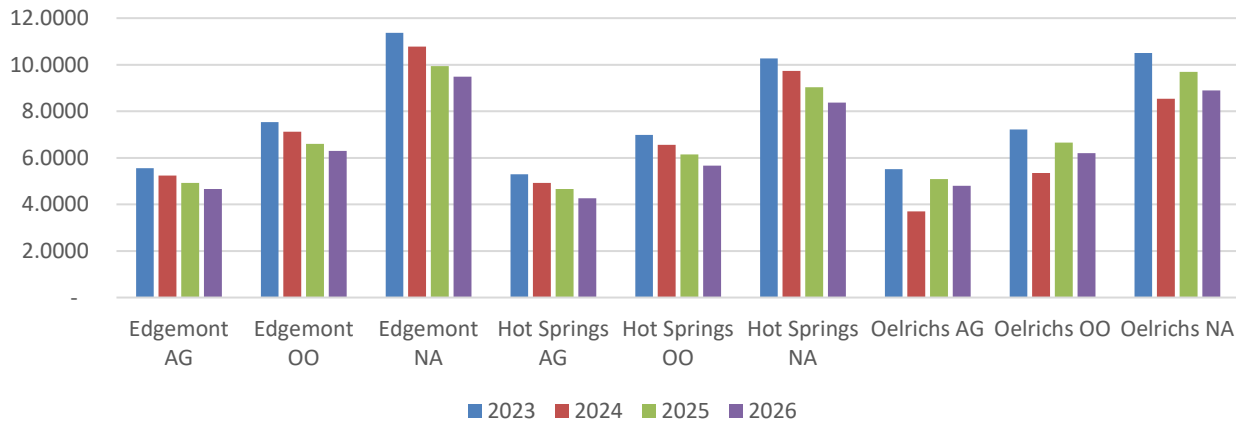
Fire Department Mill Levy  
(Year taxes collected)



Ambulance Department Mill Levy  
(Year taxes collected)



School Mill Levy  
(Year taxes collected)



Incorporated Area Mill Levy  
(Year taxes collected)

